

Data Sheet

PT094xxHBBN

Page 1/5

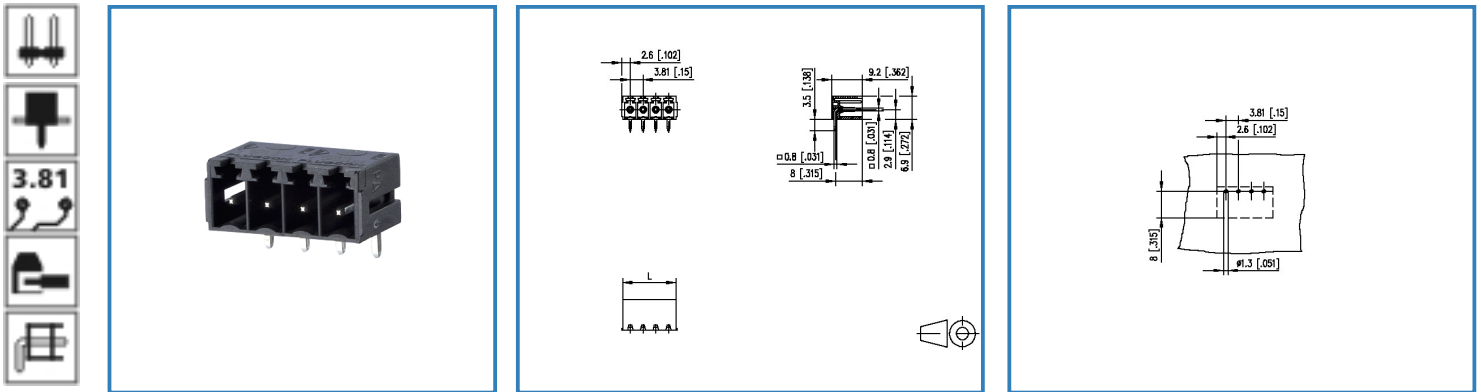
P/N

313821xx

xx=number of poles

2018/02/02

Illustration



see enlarged drawing at the end of the document

Product specification

- pin header, solderable
- centerline 3.81 mm, direction of connection 90°
- closed ends
- color black
- codeable

© 2017 METZ CONNECT - Technische Änderungen vorbehalten! Subject to modifications! Sous réserve de modifications techniques!



Data Sheet



PT094xxHBBN

Technical Data

General Data

Solder pin length	3.5 mm		
min. number of poles	2		
max. number of poles	24		
Insulating material class	CTI 600		
clearance/creepage dist.	3.01 mm		
protection category	IP 00		
Overvoltage category	III	III	II
Pollution degree	3	2	2
Rated voltage	200.0 V	500.0 V	500.0 V
Rated test voltage	4.0 kV	4.0 kV	4.0 kV

Approvals

 V / A	300 / 8
	9 A / 160 V / 2.5 kV / 3 /

Material

insulating material	PA66
flammability class	V0
Glow-Wire Flammability GWFI	960 °C acc. to IEC 60695-2-12
Glow-Wire Flammability GWIT	775 °C acc. to IEC 60695-2-13
contact pin material	CuFe
contact pin surface	Ni + Sn

Climatic properties

upper limit temperature	105 °C
lower limit temperature	-40 °C

General

solderability	Acc. to JEDEC JESD22-B102E 245°C/5s
Tolerance	ISO 2768 -mH



Data Sheet

PT094xxHBBN

Page 3/5

P/N

313821xx

xx=number of poles

2018/02/02

Matching Part to

P/N	Product name
311131	RP034xxHBLO Typ 113
311141	RP034xxHBLN Typ 114
313691	RP034xxVBLN Typ 369
ASP064	SP064xxVGNN ASP064

Accessories

P/N	Product name
720293-01-2	720293

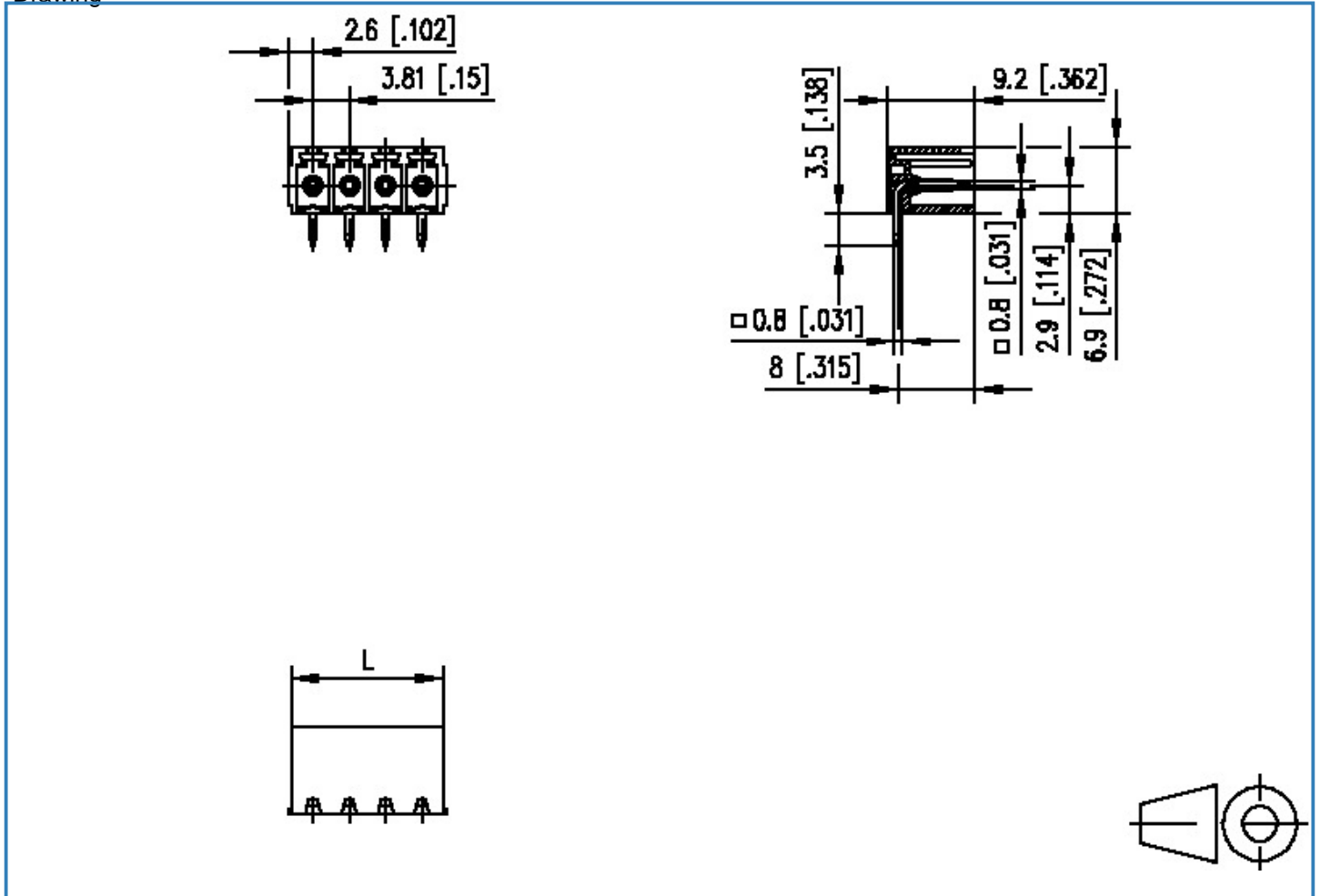


Data Sheet

PT094xxHBBN

Illustration

Drawing



$$L = (\text{pole size} - 1) \times \text{centerline} + 5.2 [0.205]$$

Data Sheet

PT094xxHBBN

Page 5/5

P/N

313821xx

xx=number of poles

2018/02/02

PCB Layout

