


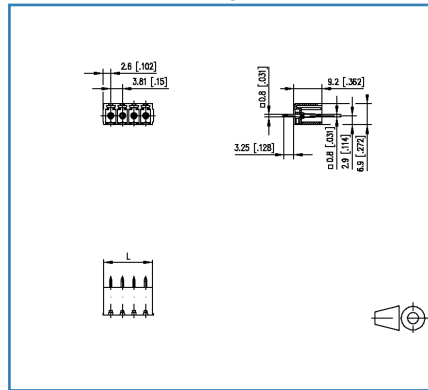
Data sheet

PT094xxVBBN Typ 383

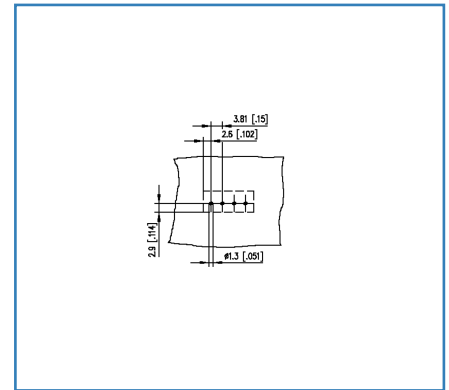
Illustrations



Dimensional drawing



Drill pattern



See enlarged drawings at the end of document



Product specification

- pin header, solderable
- centerline 3.81 mm, direction of connection vertical 0°
- closed ends
- color black
- codeable

Technical Data

General Data			
Solder pin length	3.25 mm		
min. number of poles	2		
max. number of poles	24		
Insulating material class	CTI 600		
clearance/creepage dist.	3.01 mm		
protection category	IP00		
Overvoltage category	III	III	II
Pollution degree	3	2	2
Rated voltage	200 V	500 V	500 V
Rated test voltage	4 kV	4 kV	4 kV

Approvals

 V / A	300 / 8
approval UL - File No.	E121004
 1.5 mm ²	160 V / 2.5 kV / 9 A / 0.8 x 0.8 mm

Material

insulating material	PA66
flammability class	V0
contact pin material	CuFe
contact pin surface	Ni + Sn
Glow-Wire Flammability GWFI	960 °C acc. to IEC 60695-2-12
Glow-Wire Flammability GWIT	775 °C acc. to IEC 60695-2-13
REACH - substance (SVHC)	none

Climatic Data

upper limit temperature	105 °C
lower limit temperature	-40 °C

General

Tolerance	ISO 2768 -mH
Solderability	Acc. to JEDEC JESD22-B102E 245°C/5s

Data sheet PT094xxVBBN Typ 383

Page 3/6

P/N
313831xx

xx=number of poles

2019/10/29

Version: R

Accessories

P/N	Designation
720293-01-2	720293

© 2019 METZ CONNECT - Technische Änderungen vorbehalten! Subject to modifications! Sous réserve de modifications techniques!



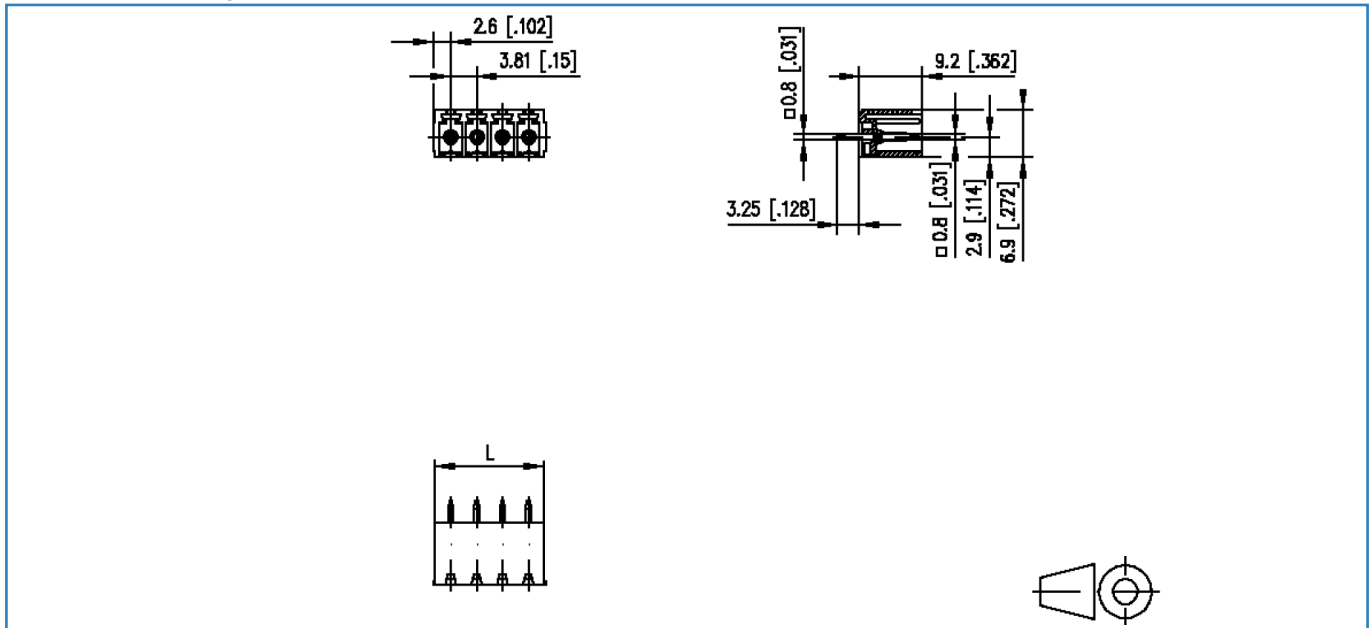
Counterpart of

P/N	Designation
311131	RP034xxHBLO Typ 113
311141	RP034xxHBLN Typ 114
313691	RP034xxVBLN Typ 369
ASP044	SP044xxVBNN ASP044
ASP064	SP064xxVGNN ASP064



Illustrations

Dimensional drawing



$L = (\text{pole size} - 1) \times \text{centerline} + 5.2 \text{ mm} [0.205]$

© 2019 METZ CONNECT - Technische Änderungen vorbehalten! Subject to modifications! Sous réserve de modifications techniques!

Illustrations

Drill pattern

