

Data sheet

PW063xxVBBF Type 526

Page 1/7

P/N

315261xx

xx=number of poles

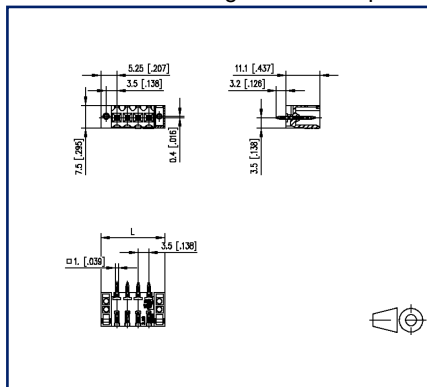
2024/12/05

Version: AB

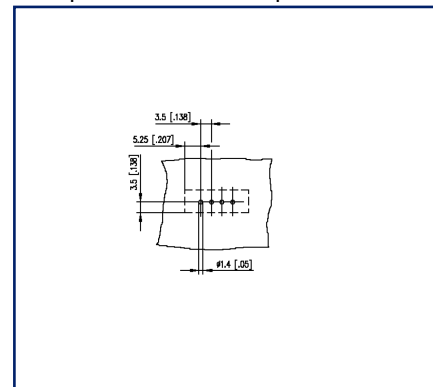
Illustrations



Dimensional drawing as an example



Drill pattern as an example



See enlarged drawings at the end of document

Product specification

- pin header, THR solderable
- centerline 3.50 mm, direction of connection vertical 0°
- closed ends
- color black, mounting flange
- Tape & Reel packaging possible
- with alternative face, codeable



U | Contact

Data sheet PW063xxVBBF Type 526

Page 2/7

P/N
315261xx

xx=number of poles

2024/12/05



Version: AB

Technical Data

General Data

Solder pin length	3.2 mm		
min. number of poles	2		
max. number of poles	16		
Insulating material class	CTI 400		
clearance/creepage dist.	2.48 mm		
Protection category	IP10		
Rated current	10 A		
Overvoltage category	III	III	II
Pollution degree	3	2	2
Rated voltage	160 V	320 V	320 V
Rated test voltage	4 kV	4 kV	4 kV

Approvals

 V / A	300 / 10
approval UL - File No.	E121004
 * 1.5 mm ²	130 V / 2.5 kV / 10 A / 1.0 x 1.0 mm

Material

insulating material	PA46
flammability class	V0
contact pin material	CuMg
contact pin surface	Cu + Sn
Glow-Wire Flammability GWFI	-
Glow-Wire Flammability GWIT	-

Climatic Data

upper limit temperature	105 °C
lower limit temperature	-40 °C

general

Tolerance	ISO 2768 -mH
Solderability	reflowable

Application note

U | Contact

Data sheet

Page 3/7

PW063xxVBBF Type 526

P/N

315261xx**xx=number of poles**

2024/12/05

Version: AB

Technical Data

This product is a standard product of METZ CONNECT. METZ CONNECT is not aware of the specific intended use of the goods by the Customer or any customers of the Customer. The Customer guarantees that it has fully and sufficiently tested the use of the goods and any product modifications, product changes or product enhancements with regard to the specific intended use in accordance with the state of the art or in any other way. At METZ CONNECT's request, the Customer shall submit and make available meaningful evidence (e.g. test and laboratory protocols, certifications, etc.).



U | Contact

Data sheet

PW063xxVBBF Type 526

Page 4/7

P/N

315261xx

xx=number of poles

2024/12/05

Version: AB

Accessories

P/N	Designation
700268-01-0	F_Kodier sw
700268-0132	F_Kodier sw
700268-0194	F_Kodier sw



U | Contact

Data sheet

Page 5/7

PW063xxVBBF Type 526

P/N

315261xx

xx=number of poles

2024/12/05

Version: AB

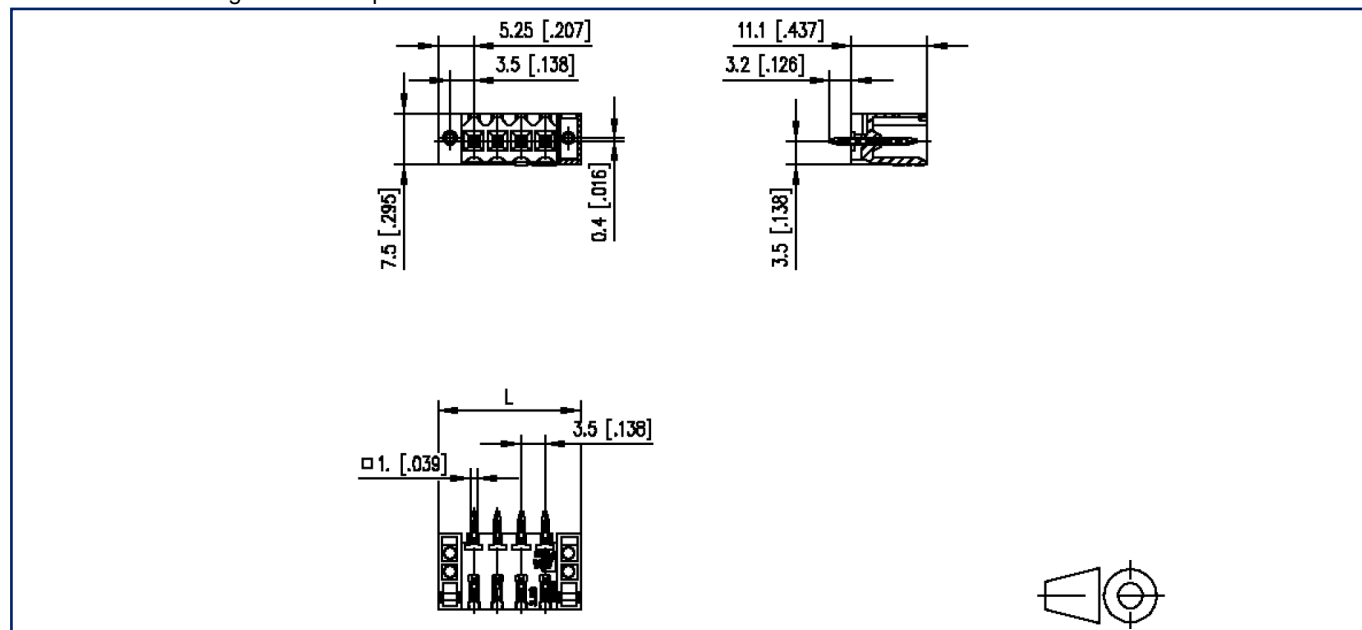
Counterpart of

P/N	Designation
315331	RW043xxHBLS Typ 533
315341	RW043xxHBLF Typ 534



Illustrations

Dimensional drawing as an example



$L = (\text{pole size} - 1) \times \text{centerline} + 10.5 \text{ mm} [0.413]$

U | Contact

Data sheet

PW063xxVBBF Type 526

Page 7/7

P/N

315261xx

xx=number of poles

2024/12/05

Version: AB

Illustrations

Drill pattern as an example

