

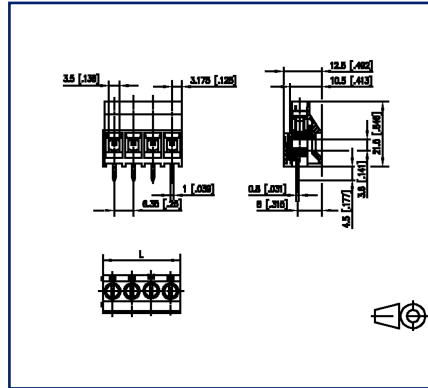
Data sheet

RT11LxxHGLU Type 701

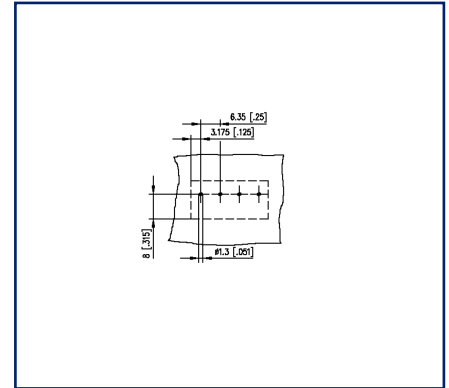
Illustrations



Dimensional drawing



Drill pattern





See enlarged drawings at the end of document

Product specification

- screw type terminal block, solderable
- centerline 6.35 mm, direction of connection 90°
- lift system, modular
- color green

Technical Data

General Data			
Tightening torque SEV	0.6 Nm		
Tightening torque UL	5.3 lb-in		
Solder pin length	4.5 mm		
min. number of poles	2		
max. number of poles	3		
Insulating material class	CTI 600		
clearance/creepage dist.	5 mm		
Protection category	IP20		
Min. insul. strip length	7 mm		
Rated current	36 A		
Overvoltage category	III	III	II
Pollution degree	3	2	2
Rated voltage	200 V	500 V	500 V
Rated test voltage	2.5 kV	2.5 kV	2.5 kV
Terminal data			
rat.wiring solid AWGmax	0.2 mm ² - 4 mm ² / AWG 26 - AWG 10		
rat.wiring strand.AWGmax	0.2 mm ² - 4 mm ² / AWG 26 - AWG 10		
Approvals			
 V / A / AWG	300 / 30 / 26 - 10		
approval UL - File No.	E121004		
 4 mm ²	450 V / 32 A / T60		
Material			
insulating material	PA66		
flammability class	V0		
contact material	CuZnPb		
Contact surface	Ni + Sn		
terminal body thread	M3		
terminal body material	CuZnPb		
terminal body surface	Ni		
screw thread	M3		

Data sheet
RT11LxxHGLU Type 701

Page 3/5

P/N
317011xx

xx=number of poles

2023/03/21

Version: AD

Technical Data

screw material	8,8
screw surface	Zn Cr(VI)-frei/free
Glow-Wire Flammability GWFI	960 °C acc. to IEC 60695-2-12
Glow-Wire Flammability GWIT	775 °C acc. to IEC 60695-2-13

Climatic Data

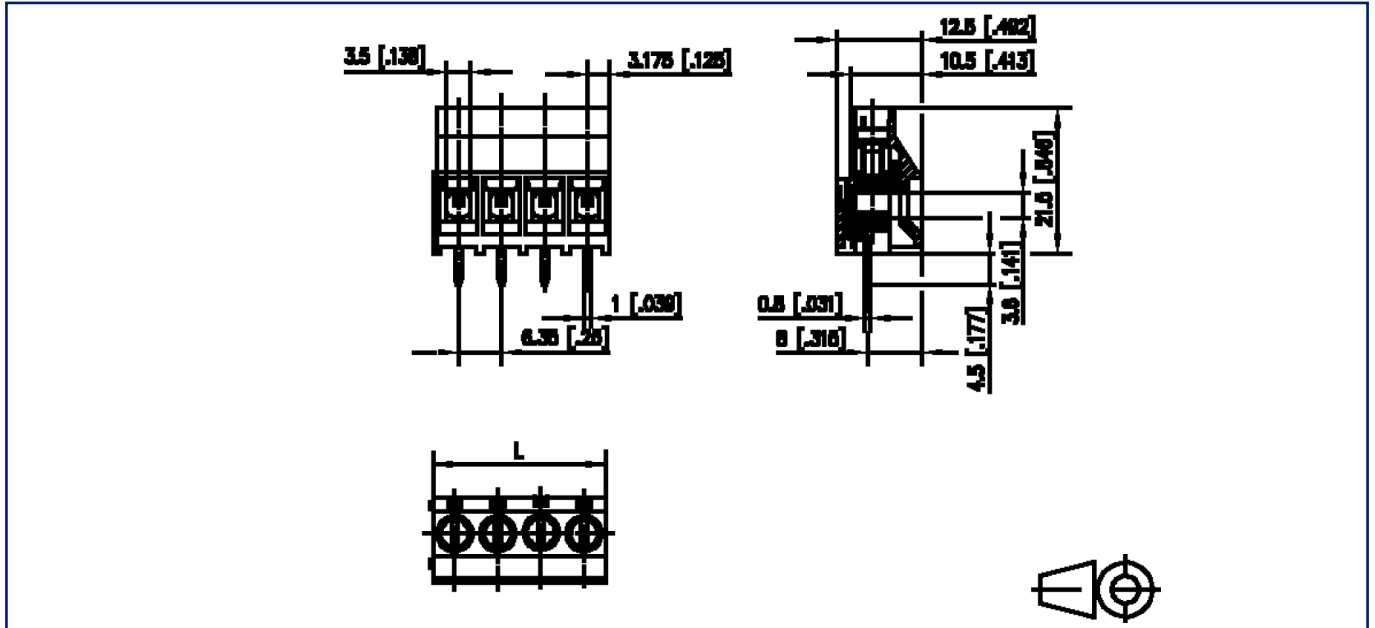
upper limit temperature	105 °C
lower limit temperature	-40 °C

general

Tolerance	ISO 2768 -mH
Solderability	Acc. to JEDEC JESD22-B102E 245°C/5s

Illustrations

Dimensional drawing



$L = (\text{pole size} - 1) \times \text{centerline} + 6.35 \text{ mm} [0.25]$

Illustrations

Drill pattern

