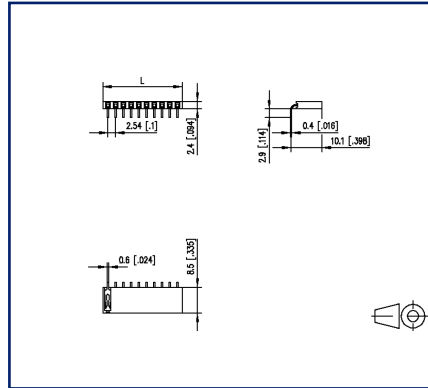


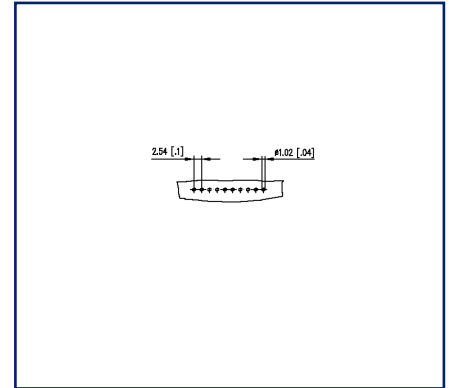
Illustrations



Dimensional drawing



Drill pattern



See enlarged drawings at the end of document

Product specification

- female connector, THR solderable
- centerline 2.54 mm, direction of connection 90°
- closed ends
- color black
- single row
- Tape & Reel packaging possible

Technical Data

General Data

Solder pin length	3 mm
min. number of poles	2
max. number of poles	40
Protection category	IP00
Rated current	3 A

Material

insulating material	PE-HT
contact material	CuZn
Contact surface	Ni + Au
contact pin material	CuZnPb
contact pin surface	Ni + Au Flash
Glow-Wire Flammability GWFI	-
Glow-Wire Flammability GWIT	-
REACH	compliant

Climatic Data

upper limit temperature	105 °C
lower limit temperature	-40 °C

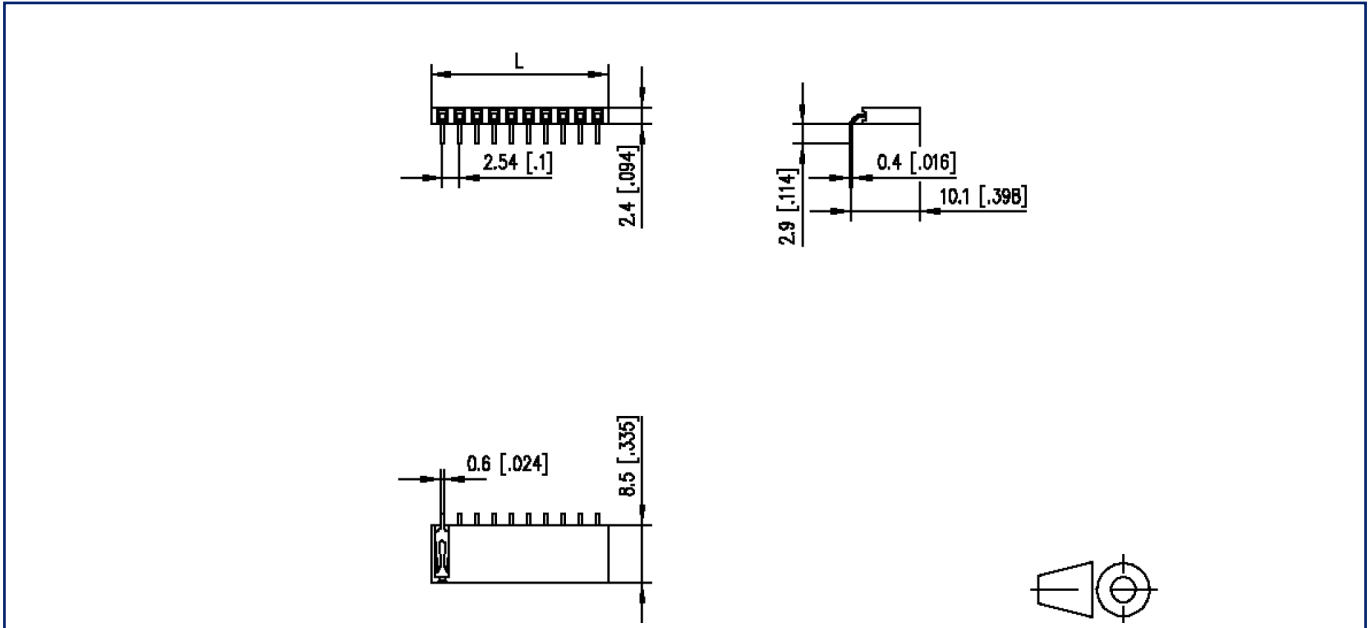
general

Tolerance	ISO 2768 -mH
Solderability	Acc. to IPC/JEDEC J-STD-020D-MSL 1



Illustrations

Dimensional drawing



$L = (\text{pole size} - 1) \times \text{centerline} + 3.04 \text{ mm } [0.12]$

Illustrations

Drill pattern

