

Data sheet

PC board jack M12, A-coded, 5-pole, IP67,
rear mounting, in individual parts

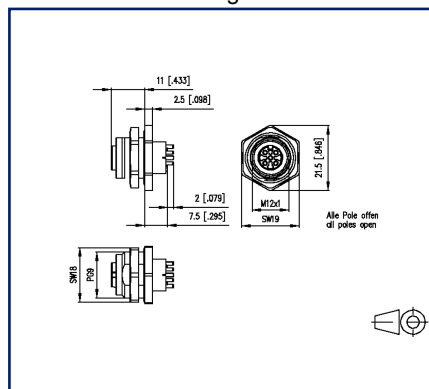
Page 1/4

P/N
MMT371A815-0001
EAN 4251394632292
2024/11/06
Version: M

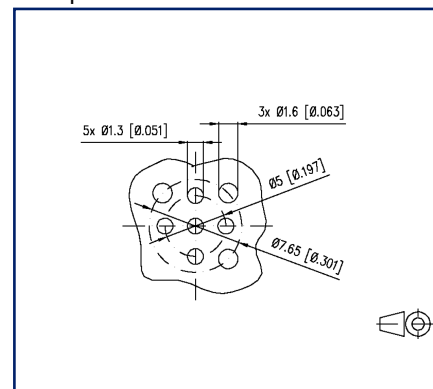
Illustrations



Dimensional drawing



Drill pattern



See enlarged drawings at the end of document

Product specification

- PC board jack M12
- rear mounting
- 5-pole, A-coded according to IEC 61076-2-101
- THR solderable
- Top entry
- Contact carriers black
- IP67 when plugged in
- in individual parts
- suitable for applications in the railway industry according to data sheet

Data sheet

Page 2/4

PC board jack M12, A-coded, 5-pole, IP67, rear mounting, in individual parts

P/N
MMT371A815-0001
EAN 4251394632292
2024/11/06
Version: M

Technical Data

General Data

Dimensions	
Dimension (D x H)	Ø 21.5 mm x 20.5 mm
Dimension (D x H)	0.846 in. x 0.807 in.
Ports	Single port
Solderability	Acc. to IPC/JEDEC J-STD-020E-MSL 1
Coding	A-coded

Electrical characteristics

Rated voltage	60 V
Effective value of the withstand voltage	1 kV
Current carrying capacity at 40 °C	4 A
Insulation resistance	min. 100 MOhm
Overvoltage category	II
Degree of pollution	2

Mechanical data

Material	
Material - Housing	CuZnPb
Material - Contact	CuZnPb
Contact surface	Ni + Au
Material - Insulating body	LCP UL94 V0
Color	black
RoHS	compliant
Life - Number of mating cycles	>= 100
Tightening torque - Plug	0,6 - 1 Nm
Tightening torque - Jack mounting	3 Nm +/- 0,5 Nm
Protection category	IP67 when plugged in

Climatic properties

Temperature - Operating °C	-40 °C - 85 °C
Temperature - Operating °F	-40 °F - 185 °F



PC board jack M12, A-coded, 5-pole, IP67, rear mounting, in individual parts

P/N

MMT371A815-0001

EAN 4251394632292

2024/11/06

Version: M

Technical Data

Approvals

Approval mark UL/CSA E305050

Packaging

Type of packaging 10 pc(s) / blister packaging

Standards/Regulations

Railway applications

Electronic equipment used on rolling stock following to DIN EN 50155

Fire protection on railway vehicles following to DIN EN 45545-2

Classifications

ETIM 7.0 EC002637

ETIM 8.0 EC002637

Application note

This product is a standard product of METZ CONNECT. METZ CONNECT is not aware of the specific intended use of the goods by the Customer or any customers of the Customer. The Customer guarantees that it has fully and sufficiently tested the use of the goods and any product modifications, product changes or product enhancements with regard to the specific intended use in accordance with the state of the art or in any other way. At METZ CONNECT's request, the Customer shall submit and make available meaningful evidence (e.g. test and laboratory protocols, certifications, etc.).

U | Contact

Data sheet

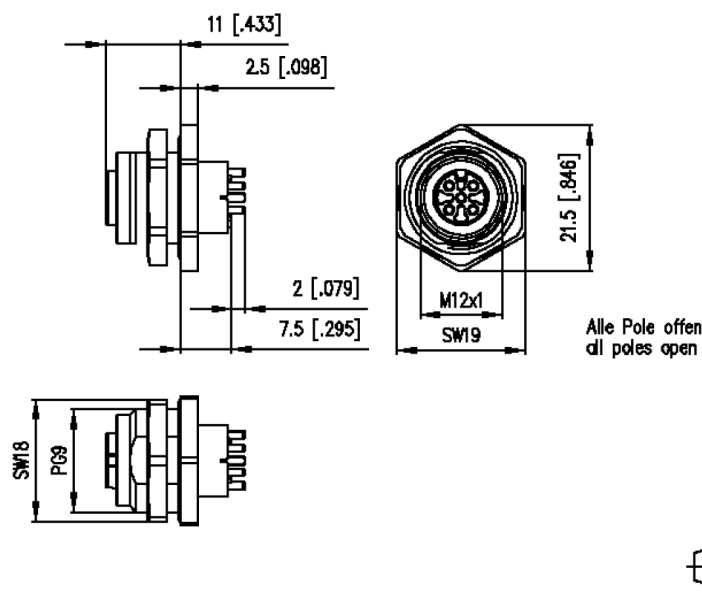
**PC board jack M12, A-coded, 5-pole, IP67,
rear mounting, in individual parts**

Page 4/4

P/N
MMT371A815-0001
EAN 4251394632292
2024/11/06
Version: M

Illustrations

Dimensional drawing



Drill pattern

