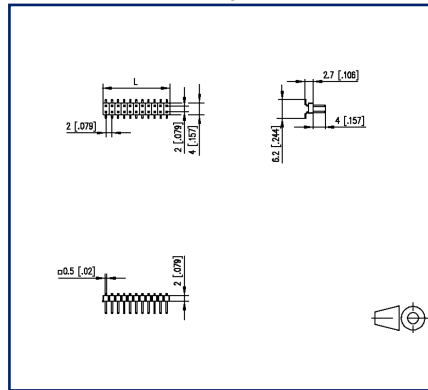


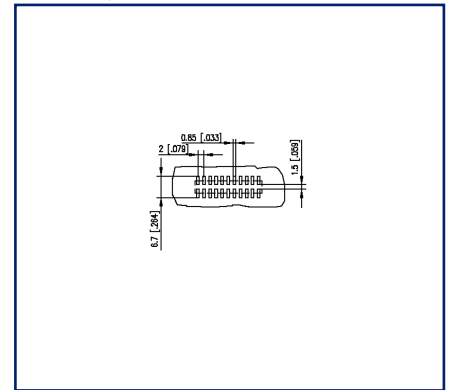
Illustrations



Dimensional drawing



PCB-Layout



See enlarged drawings at the end of document

Product specification

- pin header, SMT solderable
- centerline 2.00 mm, direction of connection vertical 0°
- color black
- Tape & Reel packaging possible
- dual rows

Technical Data

General Data

min. number of poles	2
max. number of poles	40
Rated current	1 A

Material

insulating material	PE-HT
contact pin material	CuZn
contact pin surface	Ni + Au Flash
Glow-Wire Flammability GWFI	-
Glow-Wire Flammability GWIT	-
REACH	compliant

Climatic Data

upper limit temperature	105 °C
lower limit temperature	-40 °C

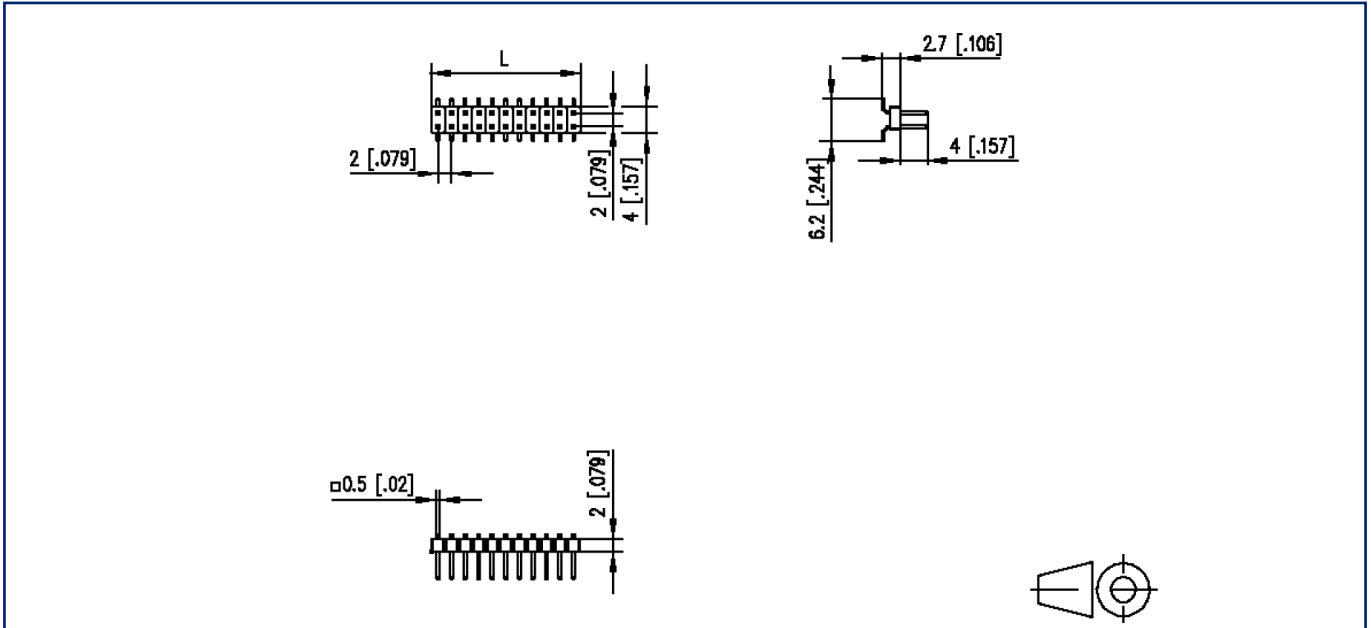
general

Tolerance	ISO 2768 -mH
Solderability	Acc. to IPC/JEDEC J-STD-020D-MSL 1



Illustrations

Dimensional drawing



$L = (\text{pole size} - 1) \times \text{centerline} + 2 \text{ mm } [0.079]$



Illustrations

PCB-Layout

