
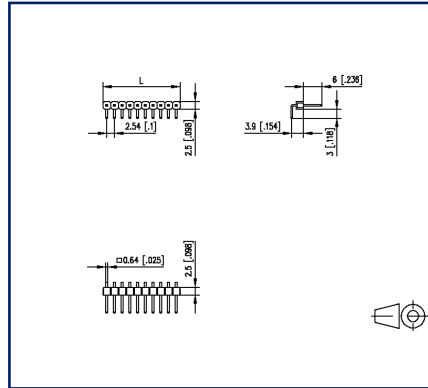


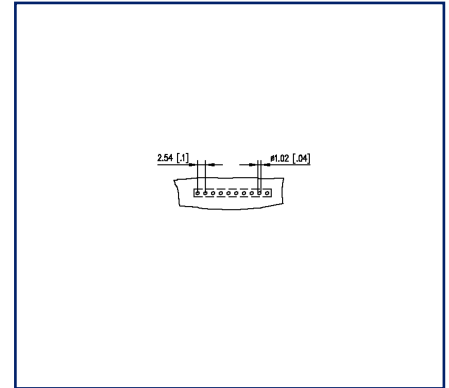
Illustrations



Dimensional drawing



Drill pattern



See enlarged drawings at the end of document

Product specification

- pin header, THR solderable
- centerline 2.54 mm, direction of connection 90°
- color black
- Tape & Reel packaging possible
- single row



Technical Data

General Data

Solder pin length	3 mm
min. number of poles	2
max. number of poles	40
Protection category	IP00
Rated current	3 A

Material

insulating material	PE-HT
contact material	CuZn
Contact surface	Ni + Au
contact pin material	CuZnPb
contact pin surface	Ni + Au Flash
Glow-Wire Flammability GWFI	-
Glow-Wire Flammability GWIT	-

Climatic Data

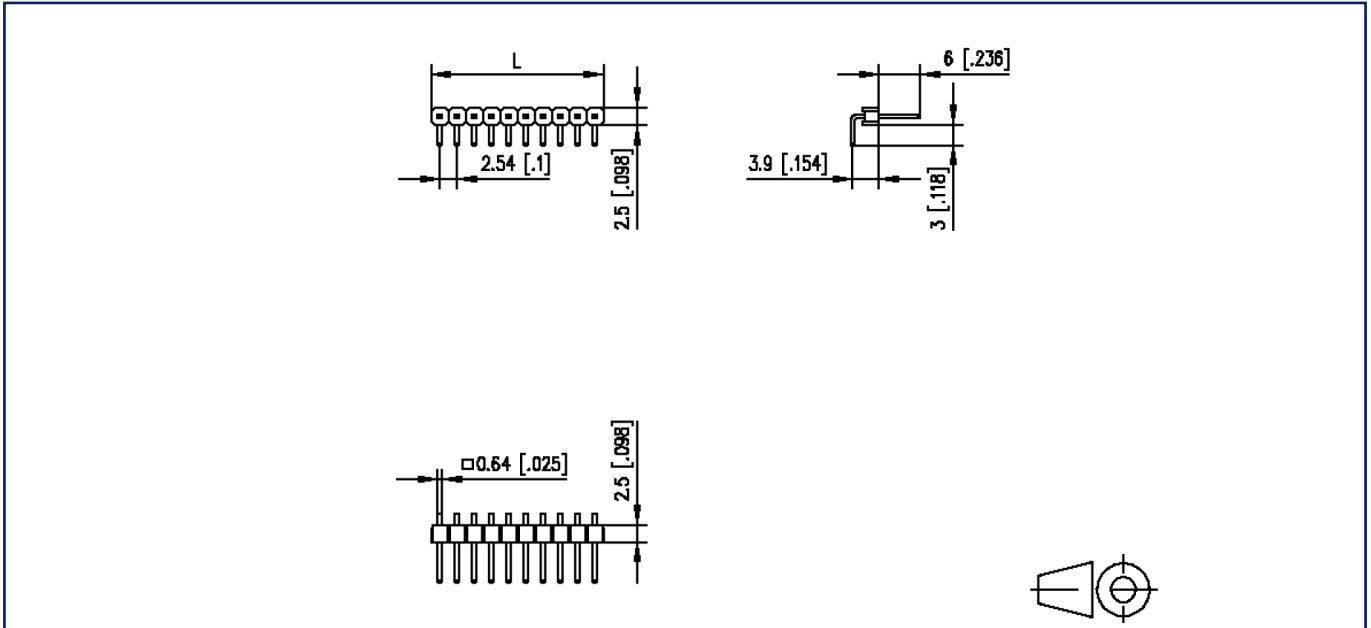
upper limit temperature	105 °C
lower limit temperature	-40 °C

general

Tolerance	ISO 2768 -mH
Solderability	reflowable

Illustrations

Dimensional drawing



$L = (\text{pole size} - 1) \times \text{centerline} + 2.19 \text{ mm} [0.086]$

U | Contact

Data sheet
PR202xxHBNN

Page 4/4

P/N
PR202XXHBNN
xx=number of poles
2023/07/03
Version: Y

Illustrations

Drill pattern

