

## Data sheet

SR99S01VBNN00G7 black

Page 1/4

P/N  
SR99S01VBNN00G7

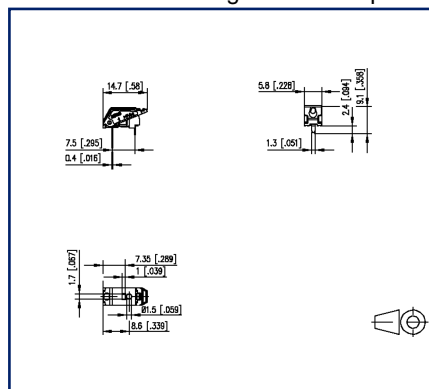
2025/05/05

Version: AN

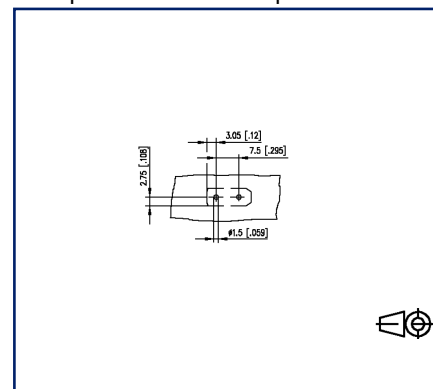
## Illustrations



Dimensional drawing as an example



Drill pattern as an example



See enlarged drawings at the end of document

## Product specification

- spring clamp terminal block, THR solderable, double solder pins
- direction of connection 90°
- fittable without loss of poles
- color black
- Tape & Reel packaging possible
- finger push-button
- test point and wire connection indicator
- Variants: black, creme white, yellow, green, red, blue, orange, gray, brown, white



## Technical Data



### General Data

|                           |         |
|---------------------------|---------|
| Solder pin length         | 2.4 mm  |
| pole size                 | 1       |
| Insulating material class | CTI 600 |
| Protection category       | IP20    |
| Insul. strip length       | 7 mm    |
| Rated current             | 9 A     |

### Terminal data

|                          |   |
|--------------------------|---|
| rat.wiring solid AWGmax  | 0.2 mm <sup>2</sup> - 1.5 mm <sup>2</sup> / AWG 24 - AWG 16 |
| rat.wiring strand.AWGmax | 0.2 mm <sup>2</sup> - 1.5 mm <sup>2</sup> / AWG 24 - AWG 16 |

### Approvals

|  |                   |
|--|-------------------|
|  V / A / AWG | 300 / 9 / 24 - 16 |
| approval UL - File No.   | E121004           |
|             | 9 A / T60         |

### Transmission characteristics

|   |   |
|---|---|
| 2-pole   Data transmission according to IEEE 802.3cg    | 10 Mbit/s up to 1.000 m STP   |
| 2-pole   Data transmission according to IEEE 802.3bp    | 1Gbit/s up to 15 m UTP<br>1Gbit/s up to 40 m STP                                  |
| 4-pole   Data transmission according to IEEE 802.3i/u/y | 10/100 MBit/s up to 100 m   |
| 8-pole   Data transmission according to IEEE 802.3ab    | 1 GBit/s up to 100 m  |
| 8-pole   Data transmission according to IEEE 802.3an    | 10 GBit/s up to 100 m   |
| 2-pole   Power transmission                             | PoDL, IEEE 802.3bu 60 W   |
| 4-pole   Power transmission                             | PoE, IEEE 802.3af, 15,4 W<br>PoE+, IEEE 802.3at, 30 W                             |
| 8-pole   Power transmission                             | PoE, IEEE 802.3af, 15,4 W<br>PoE+, IEEE 802.3at, 30 W<br>4PPoE, IEEE802.3bt, 90 W |

### Material

|                     |              |
|---------------------|--------------|
| insulating material | PPA          |
| flammability class  | V0           |
| spring material     | Spring steel |

# U | Contact

## Data sheet

**SR99S01VBNN00G7 black**

Page 3/4

**P/N**  
**SR99S01VBNN00G7**

2025/05/05

Version: AN

### Technical Data

|                             |                               |
|-----------------------------|-------------------------------|
| contact material            | CuSn                          |
| Contact surface             | Sn                            |
| Glow-Wire Flammability GWFI | 850 °C acc. to IEC 60695-2-12 |
| Glow-Wire Flammability GWIT | 775 °C acc. to IEC 60695-2-13 |

### Climatic Data

|                         |        |
|-------------------------|--------|
| upper limit temperature | 105 °C |
| lower limit temperature | -40 °C |

### general

|               |              |
|---------------|--------------|
| Tolerance     | ISO 2768 -mH |
| Solderability | reflowable   |

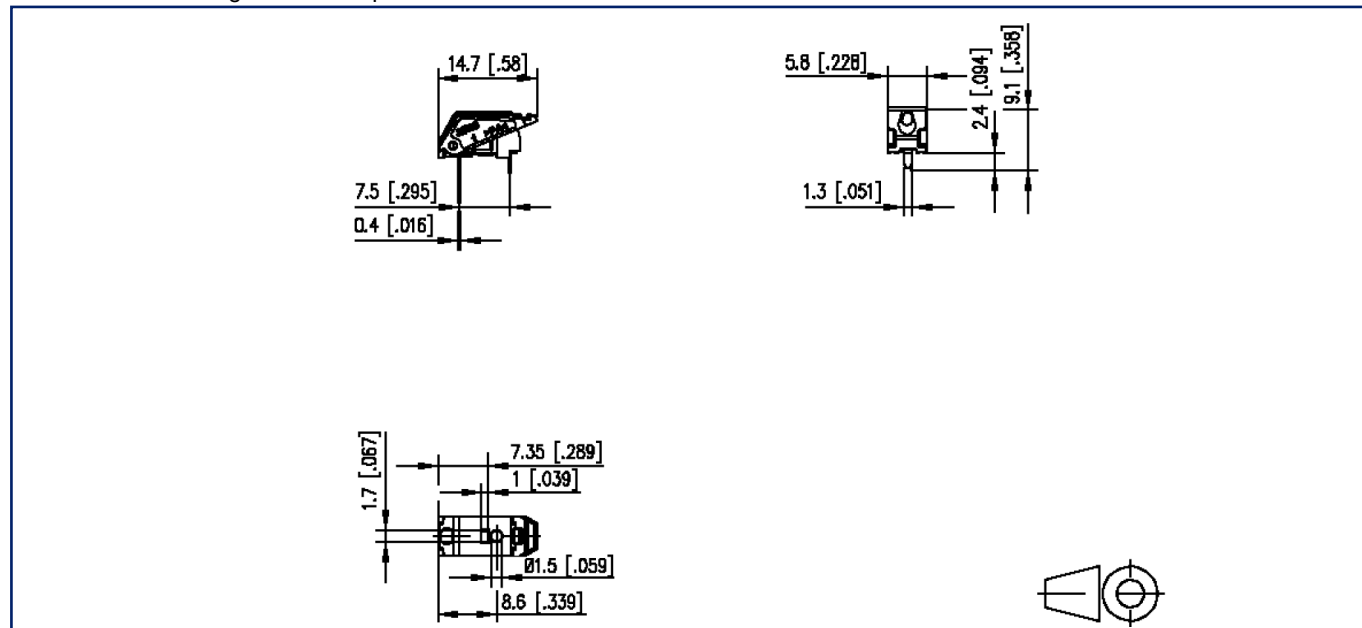
### Application note

This product is a standard product of METZ CONNECT. METZ CONNECT is not aware of the specific intended use of the goods by the Customer or any customers of the Customer. The Customer guarantees that it has fully and sufficiently tested the use of the goods and any product modifications, product changes or product enhancements with regard to the specific intended use in accordance with the state of the art or in any other way. At METZ CONNECT's request, the Customer shall submit and make available meaningful evidence (e.g. test and laboratory protocols, certifications, etc.).



## Illustrations

Dimensional drawing as an example



Drill pattern as an example

