

Data sheet

KRS-E08 HRP 24 V AC/DC

Page 1/6

P/N
110666

EAN 4250184122968

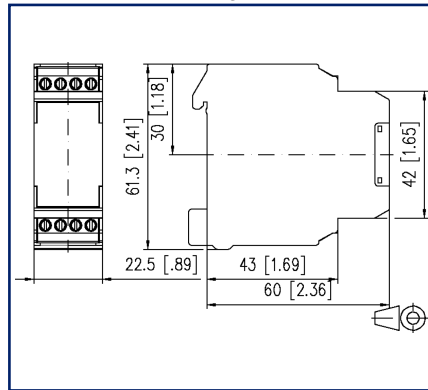
2025/08/18

Version: J

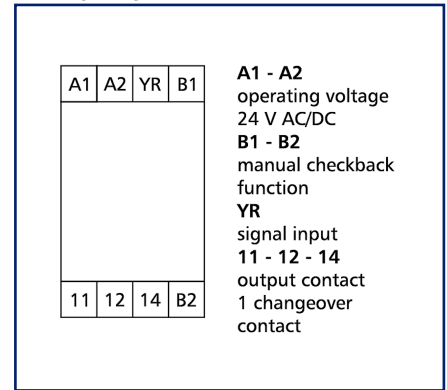
Illustrations



Dimensional drawing



Wiring diagram



See enlarged drawings at the end of document

Product specification

The threshold gate switches units, pumps, fans, burners, etc. As soon as the input voltage reaches the switching threshold, the relay is activated. When the input voltage falls below the switch-off threshold, the relay is released again.

- Connection with screw type terminal blocks
- with manual control level
- adjustable switch-on voltage and hysteresis



Technical Data

Supply

Operating voltage	24 V AC/DC -10% ... +10%
Power consumption AC (max.)	80 mA
Power consumption DC (max.)	16 mA
Duty cycle relative	100 %
Response time typical	20 ms
Release time typical	20 ms

Manual control level

Mechanical life	3x10 ⁴ switchings
Switching capacity (max.)	24 V AC/DC / 1 A

Inputs

Threshold voltage adjustable	1 ... 10 V DC
Hysteresis adjustable	5 ... 75 %
Power consumption	
Power consumption at 10 V DC	1 mA

Outputs

Contacts	1 changeover contact
Contact material	AgSnO ₂
Switching voltage (max.)	250 V AC
Continuous Current	6 A
Switching frequency	1200 switching cycles/h
Breaking capacity (resistive load)	
Mechanical life	1x10 ⁷ switching cycles
Electrical life	1x10 ⁵ switching cycles
Indicator	green LED

Insulation coil - contact set

Nominal voltage of the power supply system	230 / 400 V AC
Overvoltage category	III II
Degree of pollution	2 2
Rated test voltage	4 kV 2.5 kV
Type of insulation	basic insulation reinforced insulation

Technical Data

Housing

Dimensions

Dimension (W x H x D)	22.5 mm x 61.3 mm x 60 mm
Dimension (W x H x D)	0.886 in. x 2.413 in. x 2.362 in.
Weight	70 g
Mounting style	Standard rail TH35
Mounting position	any
Apposition	without distance
Connection type	Screw type terminal blocks

Terminal blocks

Wire cross section solid	0.34 mm ² - 2.5 mm ² / AWG 22-12
Wire cross section multi	0.25 mm ² - 2.5 mm ² / AWG 22-12
Wire cross section with wire ferrule	0.25 mm ² - 2.5 mm ² / AWG 22-12
Screw torque (max.)	0.5 Nm
Stripping length (min.)	8 mm

Material

Material - Housing	Polyamid 6.6 V0
Color	gray
Material - Terminal block	Polyamid 6.6 V0
Material - Covers	Polyamid 6.6 V0

Protection category according to IEC 60529

Protection category - housing (acc. to IEC 60529)	IP40
Protection category - terminal blocks (acc. to IEC 60529)	IP20

Climatic Data

Operating

Temperature - Operating °C	-10 °C - 50 °C
Temperature - Operating °F	14 °F - 122 °F
Relative humidity	max. 85 % non-condensing

Storage

Temperature - Storage °C	-25 °C - 70 °C
Temperature - Storage °F	-13 °F - 158 °F



Technical Data

Power loss

Power loss (typical)	1.2 W
----------------------	-------

Classifications

ETIM 7.0	EC001437
ETIM 8.0	EC001437
ETIM 9.0	EC001437
ETIM 10.0	EC001437

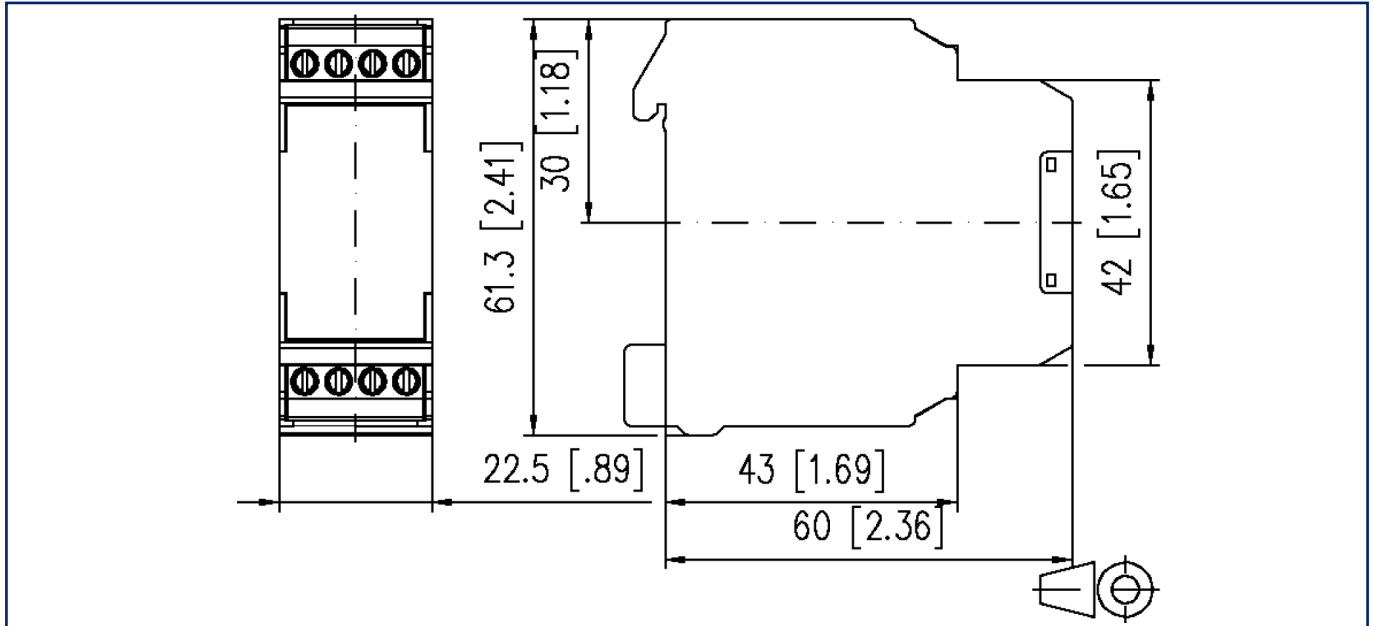
Application note

This product is a standard product of METZ CONNECT. METZ CONNECT is not aware of the specific intended use of the goods by the Customer or any customers of the Customer. The Customer guarantees that it has fully and sufficiently tested the use of the goods and any product modifications, product changes or product enhancements with regard to the specific intended use in accordance with the state of the art or in any other way. At METZ CONNECT's request, the Customer shall submit and make available meaningful evidence (e.g. test and laboratory protocols, certifications, etc.).

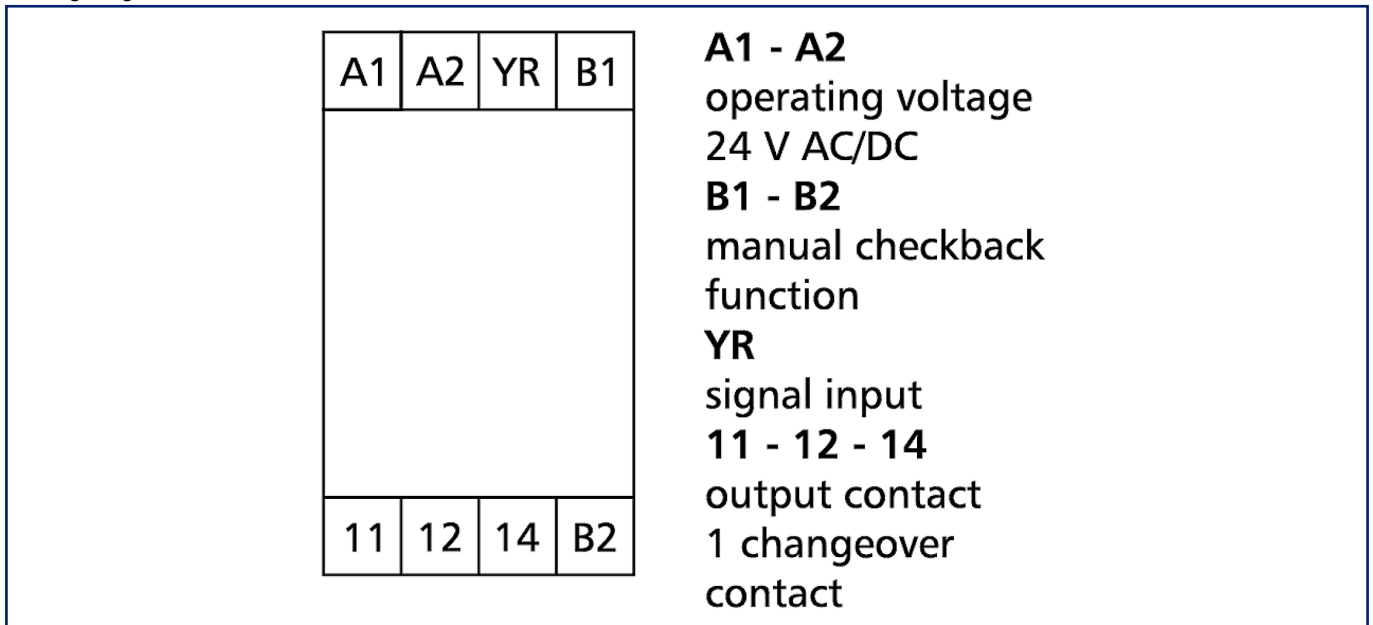


Illustrations

Dimensional drawing

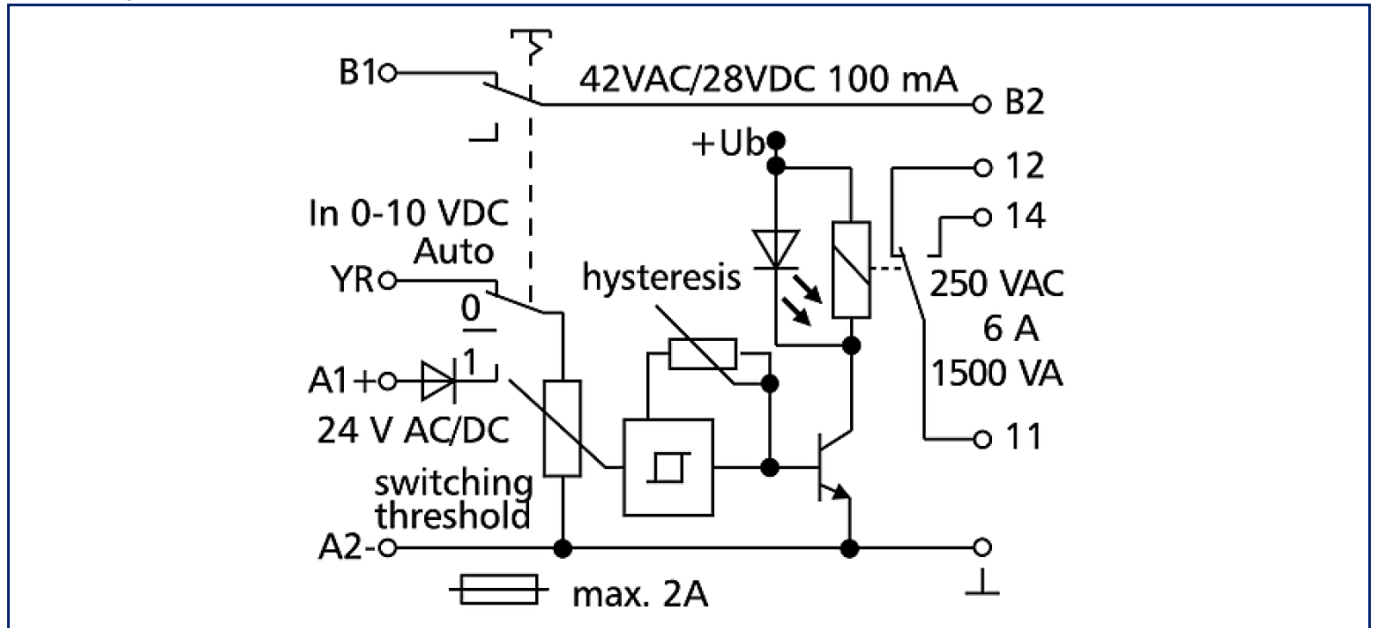


Wiring diagram



Illustrations

Circuit diagram



Function diagram

