

Data sheet

Patch cord Cat.6_A AWG 26 15.0 m gray

Page 1/7

P/N


130845A533-E

EAN 4250184119388

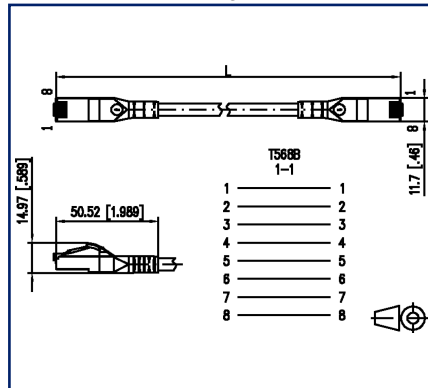
2025/12/11

Version: AO

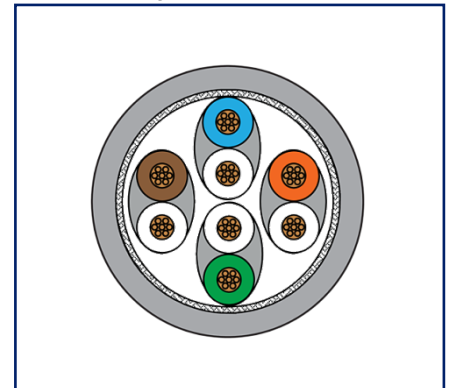
Illustrations



Dimensional drawing



Principle diagram



See enlarged drawings at the end of document

Product specification

- GHMT PVP certified fully shielded RJ45 patch cable Cat.6_A AWG 26/7
- Ideal for integration or connection of network components and secure communication of voice, data, audio/video and/or PoE signals in bandwidth-intensive networks up to 10 GBit.
- especially suitable for unshielded and shielded Class E_A systems
- two shielded RJ45 plugs, wiring 1 - 1
- LaBS-free and halogen free
- suitable for 10 GBit Ethernet (IEEE 802.3an), Remote Powering (PoE, PoE plus and UPoE) and HDBaseT
- cable boot injection molded with integrated latching lever protection
- same width for cable boot and RJ45 plug
- variants, color: black, white, gray, red, blue, yellow, green, orange-black, violet-black, purple-black
- variants, packaging unit: 1 piece in plastic bag (130845xyyy-E) or 10 pieces in plastic bag (130845xyyy-Z)
- all available variants can be generated via the configurator



Patch cord Cat.6_A AWG 26 15.0 m gray

P/N

130845A533-E

EAN 4250184119388

2025/12/11

Version: AO

Technical Data

General Data

Fields of application	structured building cabling Consolidation points Industrial Ethernet office areas Distributed building services data center Tertiary
Mechanical measurement according to MICE	M1
Ingress measurement according to MICE	I1
Climatic measurement according to MICE	C1
Electromagnetic measurement according to MICE	E2
Design	patch cord
Shielding	shielded
Transmission technology	Copper
Cable Type	S/FTP
Number of twisting elements	4
Twisting element	Pair
Wiring	1 - 1
Color	gray
Dimensions	
Dimension - Interface 1 (L x W x H)	50.52 mm x 11.7 mm x 14.97 mm
Dimension - Interface 1 (L x W x H)	1.989 in. x 0.461 in. x 0.589 in.
Dimension - Interface 2 (L x W x H)	50.52 mm x 11.7 mm x 14.97 mm
Dimension - Interface 2 (L x W x H)	1.989 in. x 0.461 in. x 0.589 in.
Cable length (m)	15 m
Cable length (ft)	49.21 ft
Weight	42 kg/km
Marking option	by cable boot

Patch cord Cat.6_A AWG 26 15.0 m gray

P/N

130845A533-E

EAN 4250184119388

2025/12/11

Version: AO

Technical Data

Transmission characteristics	
Category (ISO)	6 _A
Class (ISO/IEC)	E _A
Category (TIA)	6A
Remote Powering	yes
PoE	IEEE 802.3af
PoE plus	IEEE 802.3at
UPoE	yes
HDBaseT	yes
Transmission rate up to 100 MBit (Fast Ethernet)	IEEE 802.3u
Transmission rate up to 1 GBit (Fast Ethernet)	IEEE 802.3ab
Transmission rate up to 10 GBit	IEEE 802.3an

Connections/interfaces	
Connector technology interface 1	RJ45 plug
Connector technology interface 2	RJ45 plug
Number of ports interface 1	1
Number of ports interface 2	1
Number of equipped ports interface 1	1
Number of ports interface 2 equipped	1
Number of positions/contacts interface 1	8P/8C
Number of positions/contacts interface 2	8P/8C
Termination data, stranded wire (min. - max.)	
Conductor cross section, stranded wire	AWG 26/7
Conductor cross section, stranded wire	0.141 mm ²
Conductor diameter, stranded wire (bare copper)	0.483 mm
Conductor diameter, stranded wire (bare copper)	0.019 in.
Cable sheath diameter (min. - max.)	
Cable sheath diameter	5.9 mm - 6.3 mm
Copper index	24 kg/km

Technical Data

Electrical characteristics

Current carrying capacity	max. 1 A
Rated voltage	max. 60 V DC
Contact resistance	max. 20 mOhm
Through resistance	max. 200 mOhm
Insulation resistance	min. 500 MOhm
Transfer impedance 1 MHz	25 mOhm/m
Transfer impedance 10 MHz	25 mOhm/m
Resistance unbalance	max. 3 %
Capacitance at 800 Hz	Nom. 43 nF/km
Delay skew	max. 12 ns/100 m
Dielectric strength conductor-conductor (primarily)	max. 500 V DC
Dielectric strength conductor-conductor (primarily)	max. 500 V AC
Dielectric strength conductor-conductor (secondary)	max. 500 V DC
Dielectric strength conductor-conductor, peak value (secondary)	max. 500 V AC
Dielectric strength conductor-shield	max. 500 V DC
Dielectric strength conductor-shield, peak value	max. 500 V AC

Mechanical data

Tensile force	100 N
Fire load	0.104 kWh/m
Fire load	540 MJ/km
Position/mounting of latch standard installation position	top
Bending radius without load	max. 25.2 mm
Bending radius with load	max. 50.4 mm

Materials and material properties

Cable	
Material - Cable jacket	LSHF (LSOH)
Material - Wire insulation	PE Foam
Flame retardancy	yes, according to IEC 60332-1-2:2004 AMD1:2015

Technical Data

Materials and material properties

Interface 1

Material - Contact interface 1	CuSn
Material - Contact finish interface 1	Au (gold)
Material - Contact carriers interface 1	PC (polycarbonate)
Material - Shielded housing Interface 1	Metal, CuZn, nickel-plated

Interface 2

Material - Contact interface 2	CuSn
Material - Contact finish interface 2	Au (gold)
Material - Contact carriers interface 2	PC (polycarbonate)
Material - Shielded housing Interface 2	Metal, CuZn, nickel-plated

RoHS compliant

Environmental conditions

Temperature (min. - max.)

Temperature - Storage °C	-20 °C - 60 °C
Temperature - Storage °F	-4 °F - 140 °F
Temperature - Operating °C	-20 °C - 60 °C
Temperature - Operating °F	-4 °F - 140 °F
Temperature - Installation °C	0 °C - 50 °C
Temperature - Installation °F	32 °F - 122 °F

Certifications

GHMT PVP  yes

Note on GHMT PVP Tested lengths: 1, 2, 5, 10 and 20 m

Patch cord Cat.6_A AWG 26 15.0 m gray

P/N

130845A533-E

EAN 4250184119388

2025/12/11

Version: AO

Technical Data

Standards/Regulations

Generic cabling systems	
General requirements	ISO/IEC 11801-1 DIN EN 50173-1 ANSI/TIA-568.2-D
Office buildings	ISO/IEC 11801-2 DIN EN 50173-2 ANSI/TIA-568.2-D
Living units	ISO/IEC 11801-4 DIN EN 50173-4 ANSI/TIA-570-D
Data centers	ISO/IEC 11801-5 DIN EN 50173-5 ANSI/TIA-942-B
Connectors for electronic equipment	
Free and fixed connectors	IEC 60603-7-51
Specification for the testing of balanced and coaxial information technology cabling	
Cords as specified in ISO/IEC 11801 and related standards	IEC 61935-2

Classifications

ETIM 7.0	EC001262
ETIM 8.0	EC001262
ETIM 9.0	EC001262
ETIM 10.0	EC001262

Packing details

Type of packaging	1 pc(s) / plastic bag
-------------------	-----------------------

Application note

This product is a standard product of METZ CONNECT. METZ CONNECT is not aware of the specific intended use of the goods by the Customer or any customers of the Customer. The Customer guarantees that it has fully and sufficiently tested the use of the goods and any product modifications, product changes or product enhancements with regard to the specific intended use in accordance with the state of the art or in any other way. At METZ CONNECT's request, the Customer shall submit and make available meaningful evidence (e.g. test and laboratory protocols, certifications, etc.).

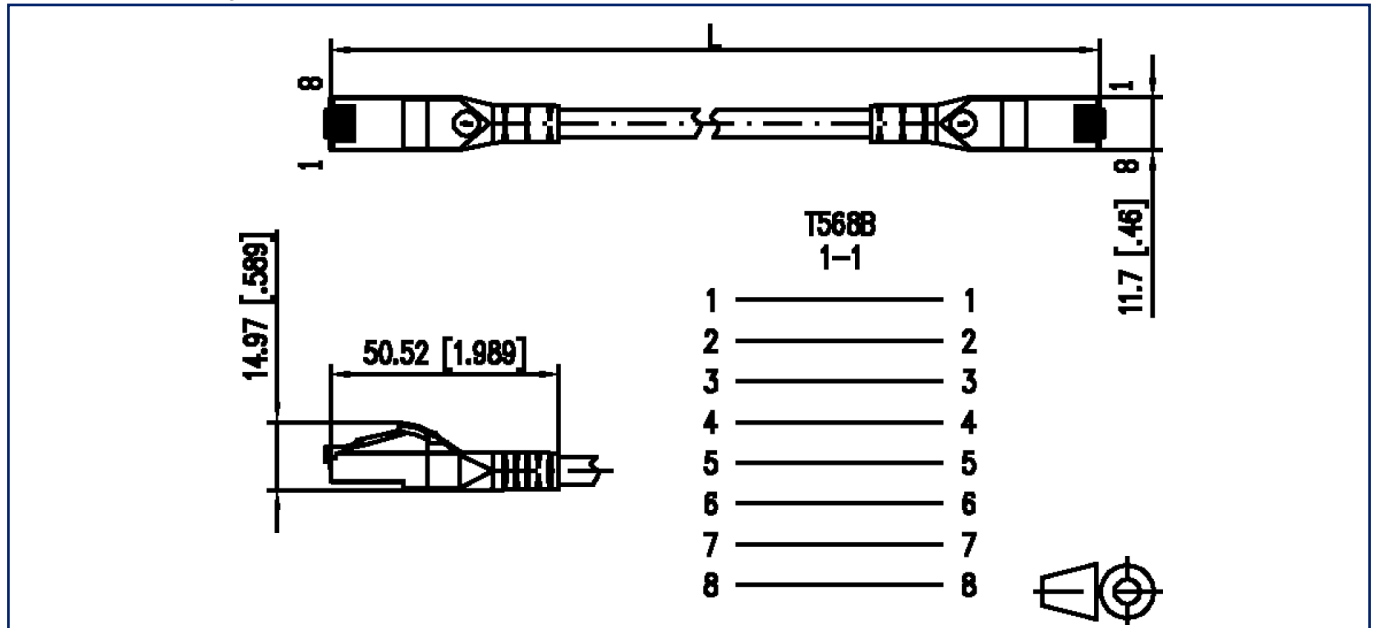
Data sheet
Patch cord Cat.6_A AWG 26 15.0 m gray

Page 7/7

P/N
130845A533-E
EAN 4250184119388
2025/12/11
Version: AO

Illustrations

Dimensional drawing



Principle diagram

