

# Data sheet

## Patch cord Cat.6<sub>A</sub> AWG 26 20.0 m blue

Page 1/7

P/N


130845B044-E

EAN 4250184144182

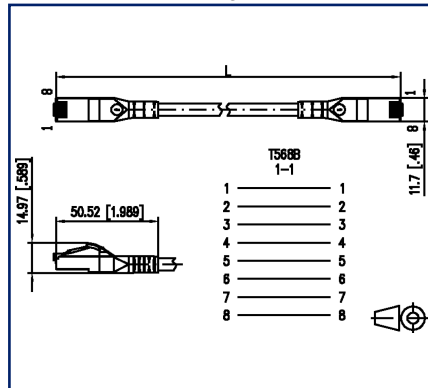
2025/12/11

Version: AP

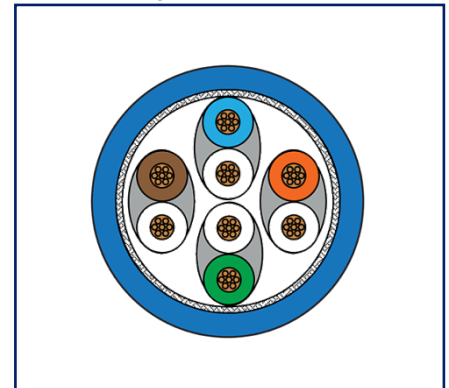
### Illustrations



Dimensional drawing



Principle diagram



See enlarged drawings at the end of document

### Product specification

- GHMT PVP certified fully shielded RJ45 patch cable Cat.6<sub>A</sub> AWG 26/7
- Ideal for integration or connection of network components and secure communication of voice, data, audio/video and/or PoE signals in bandwidth-intensive networks up to 10 GBit.
- especially suitable for unshielded and shielded Class E<sub>A</sub> systems
- two shielded RJ45 plugs, wiring 1 - 1
- LaBS-free and halogen free
- suitable for 10 GBit Ethernet (IEEE 802.3an), Remote Powering (PoE, PoE plus and UPoE) and HDBaseT
- cable boot injection molded with integrated latching lever protection
- same width for cable boot and RJ45 plug
- variants, color: black, white, gray, red, blue, yellow, green, orange-black, violet-black, purple-black
- variants, packaging unit: 1 piece in plastic bag (130845xyy-E) or 10 pieces in plastic bag (130845xyy-Z)
- all available variants can be generated via the configurator



# Patch cord Cat.6<sub>A</sub> AWG 26 20.0 m blue

P/N

130845B044-E

EAN 4250184144182

2025/12/11

Version: AP

## Technical Data

### General Data

|   |  |
|---|--|
| Fields of application                         | structured building cabling<br>Consolidation points<br>Industrial Ethernet<br>office areas<br>Distributed building services<br>data center<br>Tertiary |
| Mechanical measurement according to MICE      | M1   |
| Ingress measurement according to MICE         | I1   |
| Climatic measurement according to MICE        | C1   |
| Electromagnetic measurement according to MICE | E2   |
| Design  | patch cord   |
| Shielding                                     | shielded   |
| Transmission technology                       | Copper   |
| Cable Type                                    | S/FTP  |
| Number of twisting elements                   | 4  |
| Twisting element                              | Pair   |
| Wiring  | 1 - 1  |
| Color   | blue   |
| Dimensions                                    |  |
| Dimension - Interface 1 (L x W x H)           | 50.52 mm x 11.7 mm x 14.97 mm  |
| Dimension - Interface 1 (L x W x H)           | 1.989 in. x 0.461 in. x 0.589 in.  |
| Dimension - Interface 2 (L x W x H)           | 50.52 mm x 11.7 mm x 14.97 mm  |
| Dimension - Interface 2 (L x W x H)           | 1.989 in. x 0.461 in. x 0.589 in.  |
| Cable length (m)                              | 20 m   |
| Cable length (ft)                             | 65.62 ft   |
| Weight  | 42 kg/km   |
| Marking option                                | by cable boot  |

# Patch cord Cat.6<sub>A</sub> AWG 26 20.0 m blue

P/N

130845B044-E

EAN 4250184144182

2025/12/11

Version: AP

## Technical Data

| Transmission characteristics                     |                |
|--|----------------|
| Category (ISO)                                   | 6 <sub>A</sub> |
| Class (ISO/IEC)                                  | E <sub>A</sub> |
| Category (TIA)                                   | 6A             |
| Remote Powering                                  | yes            |
| PoE  | IEEE 802.3af   |
| PoE plus   | IEEE 802.3at   |
| UPoE   | yes            |
| HDBaseT  | yes            |
| Transmission rate up to 100 MBit (Fast Ethernet) | IEEE 802.3u    |
| Transmission rate up to 1 GBit (Fast Ethernet)   | IEEE 802.3ab   |
| Transmission rate up to 10 GBit                  | IEEE 802.3an   |

| Connections/interfaces                          |                       |
|---|-----------------------|
| Connector technology interface 1                | RJ45 plug             |
| Connector technology interface 2                | RJ45 plug             |
| Number of ports interface 1                     | 1                     |
| Number of ports interface 2                     | 1                     |
| Number of equipped ports interface 1            | 1                     |
| Number of ports interface 2 equipped            | 1                     |
| Number of positions/contacts interface 1        | 8P/8C                 |
| Number of positions/contacts interface 2        | 8P/8C                 |
| Termination data, stranded wire (min. - max.)   |                       |
| Conductor cross section, stranded wire          | AWG 26/7              |
| Conductor cross section, stranded wire          | 0.141 mm <sup>2</sup> |
| Conductor diameter, stranded wire (bare copper) | 0.483 mm              |
| Conductor diameter, stranded wire (bare copper) | 0.019 in.             |
| Cable sheath diameter (min. - max.)             |                       |
| Cable sheath diameter                           | 5.9 mm - 6.3 mm       |
| Copper index                                    | 24 kg/km              |

**Patch cord Cat.6<sub>A</sub> AWG 26 20.0 m blue**

P/N

130845B044-E

EAN 4250184144182

2025/12/11

Version: AP

**Technical Data**

**Electrical characteristics**

|   |                  |
|---|------------------|
| Current carrying capacity                                       | max. 1 A         |
| Rated voltage   | max. 60 V DC     |
| Contact resistance  | max. 20 mOhm     |
| Through resistance  | max. 200 mOhm    |
| Insulation resistance   | min. 500 MOhm    |
| Transfer impedance 1 MHz  | 25 mOhm/m        |
| Transfer impedance 10 MHz                                       | 25 mOhm/m        |
| Resistance unbalance  | max. 3 %         |
| Capacitance at 800 Hz   | Nom. 43 nF/km    |
| Delay skew  | max. 12 ns/100 m |
| Dielectric strength conductor-conductor (primarily)             | max. 500 V DC    |
| Dielectric strength conductor-conductor (primarily)             | max. 500 V AC    |
| Dielectric strength conductor-conductor (secondary)             | max. 500 V DC    |
| Dielectric strength conductor-conductor, peak value (secondary) | max. 500 V AC    |
| Dielectric strength conductor-shield                            | max. 500 V DC    |
| Dielectric strength conductor-shield, peak value                | max. 500 V AC    |

**Mechanical data**

|  |              |
|--|--------------|
| Tensile force  | 100 N        |
| Fire load  | 0.104 kWh/m  |
| Fire load  | 540 MJ/km    |
| Position/mounting of latch<br>standard installation position | top          |
| Bending radius without load                                  | max. 25.2 mm |
| Bending radius with load                                     | max. 50.4 mm |

**Materials and material properties**

|                            |  |
|----------------------------|--|
| Cable                      |  |
| Material - Cable jacket    | LSHF (LSOH)                                    |
| Material - Wire insulation | PE Foam  |
| Flame retardancy           | yes, according to IEC 60332-1-2:2004 AMD1:2015 |

## Technical Data

### Materials and material properties

#### Interface 1

|   |                            |
|---|----------------------------|
| Material - Contact interface 1          | CuSn                       |
| Material - Contact finish interface 1   | Au (gold)                  |
| Material - Contact carriers interface 1 | PC (polycarbonate)         |
| Material - Shielded housing Interface 1 | Metal, CuZn, nickel-plated |

#### Interface 2

|   |                            |
|---|----------------------------|
| Material - Contact interface 2          | CuSn                       |
| Material - Contact finish interface 2   | Au (gold)                  |
| Material - Contact carriers interface 2 | PC (polycarbonate)         |
| Material - Shielded housing Interface 2 | Metal, CuZn, nickel-plated |

RoHS compliant

### Environmental conditions

#### Temperature (min. - max.)

|                               |                |
|-------------------------------|----------------|
| Temperature - Storage °C      | -20 °C - 60 °C |
| Temperature - Storage °F      | -4 °F - 140 °F |
| Temperature - Operating °C    | -20 °C - 60 °C |
| Temperature - Operating °F    | -4 °F - 140 °F |
| Temperature - Installation °C | 0 °C - 50 °C   |
| Temperature - Installation °F | 32 °F - 122 °F |

### Certifications

GHMT PVP



yes

Note on GHMT PVP

Tested lengths: 1, 2, 5, 10 and 20 m

# Patch cord Cat.6<sub>A</sub> AWG 26 20.0 m blue

P/N

130845B044-E

EAN 4250184144182

2025/12/11

Version: AP

## Technical Data

### Standards/Regulations

#### Generic cabling systems

|                      |  |
|----------------------|--|
| General requirements | ISO/IEC 11801-1   DIN EN 50173-1<br>ANSI/TIA-568.2-D |
| Office buildings     | ISO/IEC 11801-2   DIN EN 50173-2<br>ANSI/TIA-568.2-D |
| Living units         | ISO/IEC 11801-4   DIN EN 50173-4<br>ANSI/TIA-570-D   |
| Data centers         | ISO/IEC 11801-5   DIN EN 50173-5<br>ANSI/TIA-942-B   |

#### Connectors for electronic equipment

|                           |                |
|---------------------------|----------------|
| Free and fixed connectors | IEC 60603-7-51 |
|---------------------------|----------------|

#### Specification for the testing of balanced and coaxial information technology cabling

|   |             |
|---|-------------|
| Cords as specified in ISO/IEC 11801 and related standards | IEC 61935-2 |
|---|-------------|

### Classifications

|           |          |
|-----------|----------|
| ETIM 7.0  | EC001262 |
| ETIM 8.0  | EC001262 |
| ETIM 9.0  | EC001262 |
| ETIM 10.0 | EC001262 |

### Packing details

|                   |                       |
|-------------------|-----------------------|
| Type of packaging | 1 pc(s) / plastic bag |
|-------------------|-----------------------|

### Application note

This product is a standard product of METZ CONNECT. METZ CONNECT is not aware of the specific intended use of the goods by the Customer or any customers of the Customer. The Customer guarantees that it has fully and sufficiently tested the use of the goods and any product modifications, product changes or product enhancements with regard to the specific intended use in accordance with the state of the art or in any other way. At METZ CONNECT's request, the Customer shall submit and make available meaningful evidence (e.g. test and laboratory protocols, certifications, etc.).

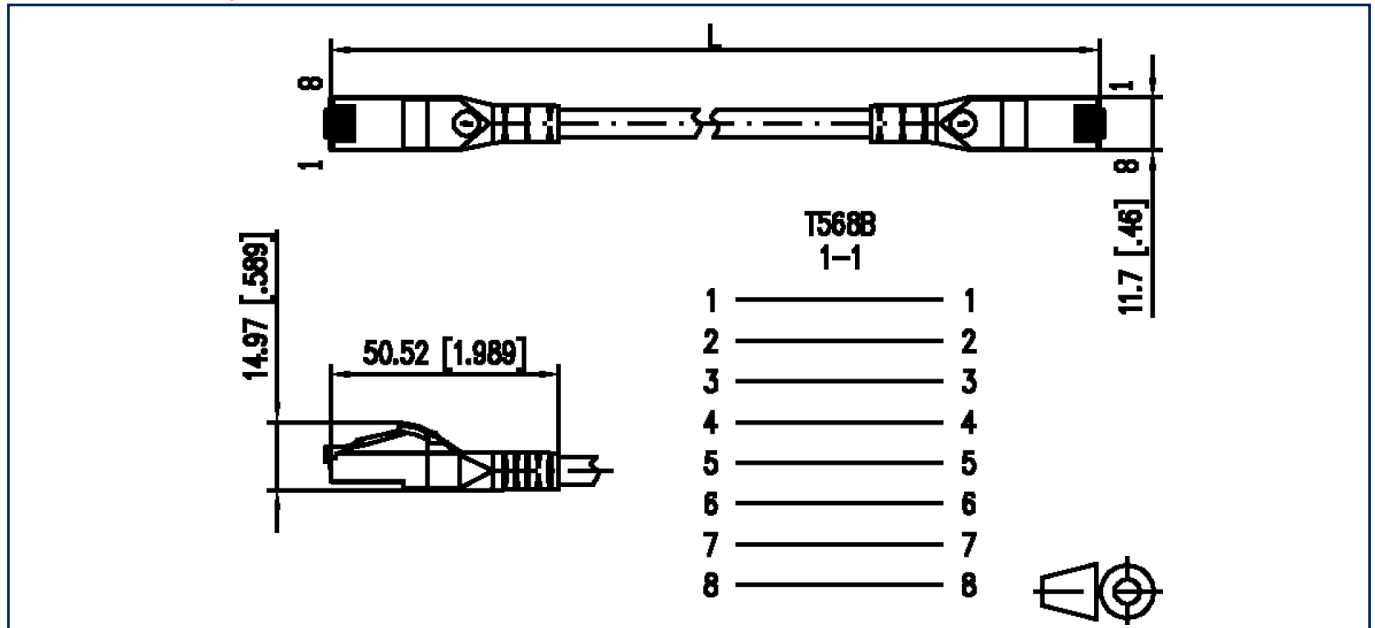
Data sheet  
Patch cord Cat.6<sub>A</sub> AWG 26 20.0 m blue

Page 7/7

P/N  
130845B044-E  
EAN 4250184144182  
2025/12/11  
Version: AP

Illustrations

Dimensional drawing



Principle diagram

