

Data sheet

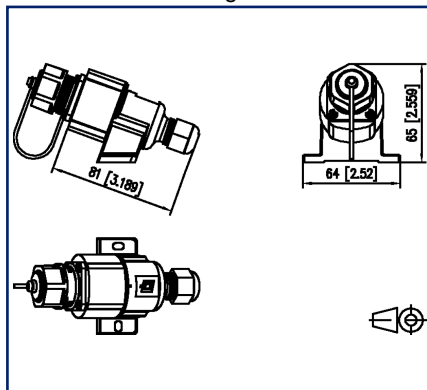
E-DAT Industry IP67 V1 surface mount housing + RJ45 field jack insert Cat.6 Class E_A, T568A

P/N
1401110012KE
EAN 4250184119722
2025/05/14
Version: AE

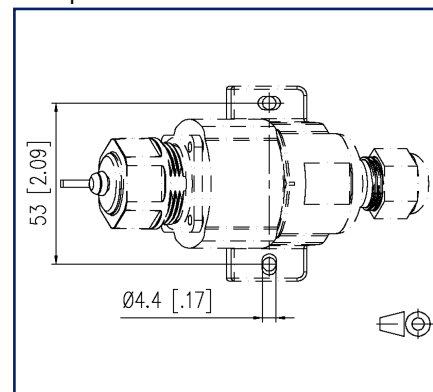
Illustrations



Dimensional drawing



Drill pattern



See enlarged drawings at the end of document

Product specification

- RJ45 termination unit in flange housing with bayonet lock acc. to ISO/IEC 24702 and IEC 61076-3-106 standards, var. 1
- compliance with class E_A according to ISO/IEC 11801, DIN EN 50173-1
- suitable for 10 GBit Ethernet (IEEE 802.3an), Remote Powering (PoE, PoE plus, UPoE) and HDBaseT
- IP67 protected housing
- AWG 26/7 - 22/7, AWG 26/1 - 22/1 possible
- increased resistance to vibrations and shocks due to 4 springs on the shield plates
- no special tools required
- possible surface-mounting in series
- connection of RJ45 plugs available on the market (no IP protection)
- easy, time-saving mounting
- variants: pin assignment to T568A or T568B



Data sheet

Page 2/7

E-DAT Industry IP67 V1 surface mount housing + RJ45 field jack insert Cat.6 Class E_A, T568A

P/N

1401110012KE

EAN 4250184119722

2025/05/14

Version: AE

Technical Data

General Data

Fields of application	office areas harsh environment
Mechanical measurement according to MICE	M1
Ingress measurement according to MICE	I1
Climatic measurement according to MICE	C1
Electromagnetic measurement according to MICE	E2
Design	wall outlet
Mounting style	AP
Shielding	shielded
Transmission technology	Copper
Wiring	T568A
Color	black
Color protective housing	black
Dimensions	
Dimension (L x W x H)	81 mm x 64 mm x 65 mm
Dimension (L x W x H)	3.189 in. x 2.52 in. x 2.559 in.

Transmission characteristics

Category (ISO)	6
Class (ISO/IEC)	E _A
Category (TIA)	6
Remote Powering	yes
PoE	IEEE 802.3af
PoE plus	IEEE 802.3at
UPoE	yes
HDBaseT	yes
Transmission rate up to 10 GBit	IEEE 802.3an



Data sheet

Page 3/7

E-DAT Industry IP67 V1 surface mount housing + RJ45 field jack insert Cat.6 Class E_A, T568A

P/N

1401110012KE

EAN 4250184119722

2025/05/14

Version: AE

Technical Data

Connections/interfaces	
Connector technology interface 1	IDC-connection
Connector technology interface 2	RJ45-jack
Number of ports interface 2	1
Number of ports interface 2 equipped	1
Number of positions/contacts interface 1	8
Number of positions/contacts interface 2	8P/8C
Protective housing interface 1	V1
Protective housing interface 2	V1
Termination data, solid wire (min. - max.)	
Conductor cross section, solid wire	AWG 26/1 - AWG 22/1
Conductor cross section, solid wire	0.128 mm ² - 0.324 mm ²
Conductor diameter, solid wire (bare copper)	0.409 mm - 0.643 mm
Conductor diameter, solid wire (bare copper)	0.016 in. - 0.025 in.
Termination data, stranded wire (min. - max.)	
Conductor cross section, stranded wire	AWG 26/7 - AWG 22/7
Conductor cross section, stranded wire	0.141 mm ² - 0.355 mm ²
Conductor diameter, stranded wire (bare copper)	0.483 mm - 0.762 mm
Conductor diameter, stranded wire (bare copper)	0.019 in. - 0.03 in.
Cable access/outlet	180°
Electrical/ optical properties	
Current carrying capacity	1 A
Contact resistance	max. 20 mOhm
Insulation resistance	min. 500 MOhm
Dielectric strength conductor-conductor (secondary)	min. 1000 V DC
Mechanical data	
Locking method (protective housing)	Bayonet
Insertion and withdrawal force	max. 30 N
Position/mounting of latch standard installation position	top



Data sheet

Page 4/7

E-DAT Industry IP67 V1 surface mount housing + RJ45 field jack insert Cat.6 Class E_A, T568A

P/N

1401110012KE

EAN 4250184119722

2025/05/14

Version: AE

Technical Data

Materials and material properties

Material - Housing	GD-Zn
Material - Housing finish	CuSnZn
Material - Protective housing	PA UL94 V0
Material - Contact	Spring steel
Material - Contact finish	Ni + Au (nickel-gold)
Material - Insulation displacement contacts	CuNi2Si
Material - Finish of insulation displacement contacts	Sn
Material - Shield	Cu-Ni-Zn (nickel silver)
Material - Stuffer cap	PC UL94 V0
Material - Insulating body	PC UL94 V0
Material - Protective housing seal	NBR (nitrile butadiene rubber)
Material - Flat seal	NBR (nitrile butadiene rubber)
Material - Thin nut	PA UL94 V0
Material - Protective cap	PA UL94 V0
Material - Elastic band	EPDM (ethylene-propylene-diene)
Halogen free	yes
RoHS	compliant

Environmental conditions

Temperature (min. - max.)	
Temperature - Storage °C	-40 °C - 70 °C
Temperature - Storage °F	-40 °F - 158 °F
Temperature - Operating °C	-40 °C - 70 °C
Temperature - Operating °F	-40 °F - 158 °F
Particulate ingress	IP6X
Liquid ingress/immersion	IPX7
Rapid change of temperature	-40°C / -40°F - +70°C / 158°F / 25 cycles t=30 min
Damp heat	+25°C / +77°F / +65°C / +149°F / 93% RH // -10°C / -14°F / 21 cycles
Flowing mixed gas	+25 °C / +77°F / 73% RH / 4 days, H ₂ S / SO ₂
Vibration	50 m/s ²
Shock	250 m/s ²

General information This product is suitable for use in industrial environments inside buildings with IPxy protection class according to DIN EN 60529 specified in this data sheet. Not specified for outdoor applications.

Data sheet

Page 5/7

E-DAT Industry IP67 V1 surface mount housing + RJ45 field jack insert Cat.6 Class E_A, T568A

P/N

1401110012KE

EAN 4250184119722

2025/05/14

Version: AE

Technical Data

Approvals

UL listed (file no.)



DUXR.E178484

Standards/Regulations

Generic cabling systems

General requirements

ANSI/TIA-568

Industrial area

ISO/IEC 24702 | DIN EN 50173-3
ANSI/TIA-1005

UL standard for Communications-Circuit Accessories

UL 1863

Connectors for electronic equipment

Free and fixed connectors

DIN EN 60603-7-51:2011-01

Degrees of Protection Provided by Enclosures

IEC 60529

Interference proof

Immunity for industrial environments

DIN EN 61000-6-2:2006-03

Climate tests

IEC 60512-11

Classifications

ETIM 7.0

EC002597

ETIM 8.0

EC002597

ETIM 9.0

EC002597

Packing details

Type of packaging

1 pc(s) / plastic bag

Packaging unit - Weight (gram)

108 g

Packaging unit - Weight (pound)

0.24 lb

Packaging dimension

160 mm x 100 mm x 380 mm

Packaging dimension

6.299 in. x 3.937 in. x 14.961 in.



Data sheet

Page 6/7

**E-DAT Industry IP67 V1 surface mount housing + RJ45 field
jack insert Cat.6 Class E_A, T568A**

P/N

1401110012KE

EAN 4250184119722

2025/05/14

Version: AE

Technical Data**Application note**

This product is a standard product of METZ CONNECT. METZ CONNECT is not aware of the specific intended use of the goods by the Customer or any customers of the Customer. The Customer guarantees that it has fully and sufficiently tested the use of the goods and any product modifications, product changes or product enhancements with regard to the specific intended use in accordance with the state of the art or in any other way. At METZ CONNECT's request, the Customer shall submit and make available meaningful evidence (e.g. test and laboratory protocols, certifications, etc.).



Data sheet

Page 7/7

**E-DAT Industry IP67 V1 surface mount housing + RJ45 field
jack insert Cat.6 Class E_A, T568A**

P/N

1401110012KE

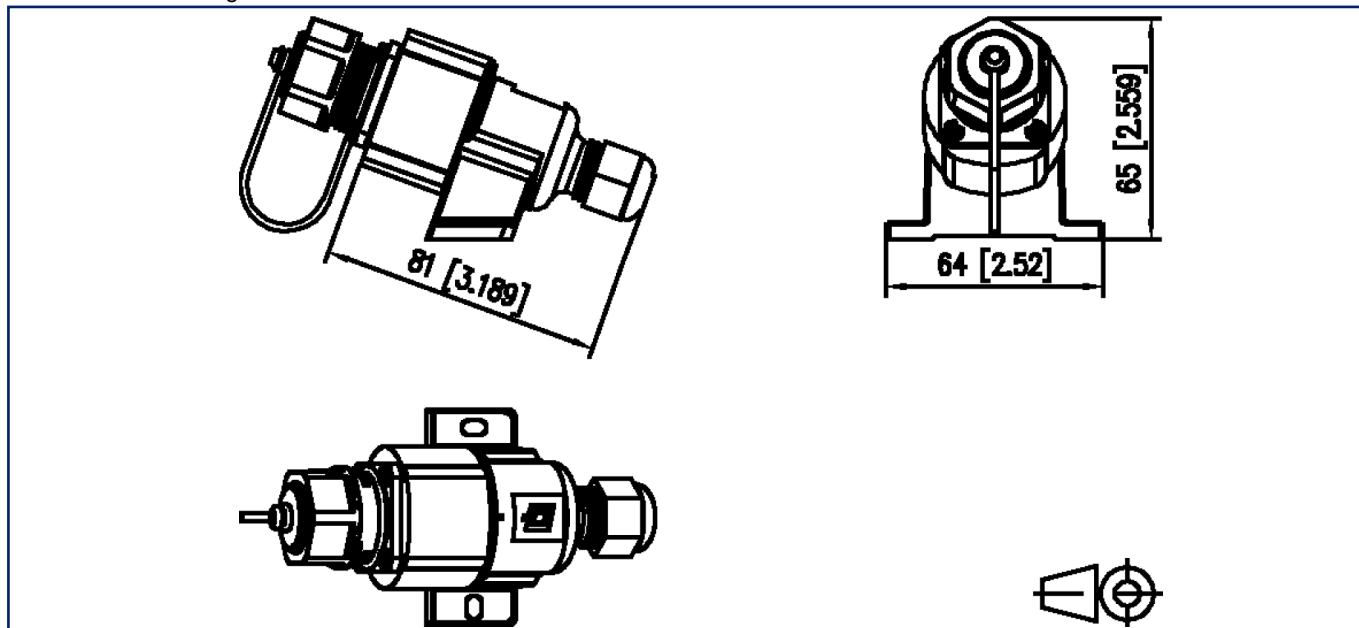
EAN 4250184119722

2025/05/14

Version: AE

Illustrations

Dimensional drawing



Drill pattern

