

Data sheet

RT015xxHDWC Typ 001

Page 1/5

P/N

310011xx

xx=number of poles

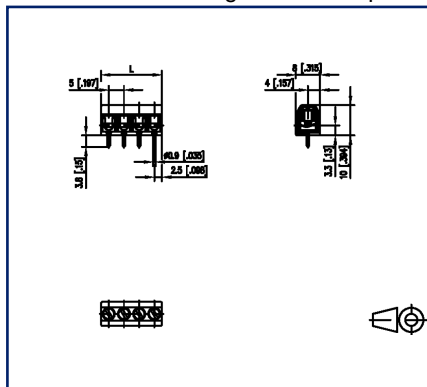
2025/04/29

Version: AP

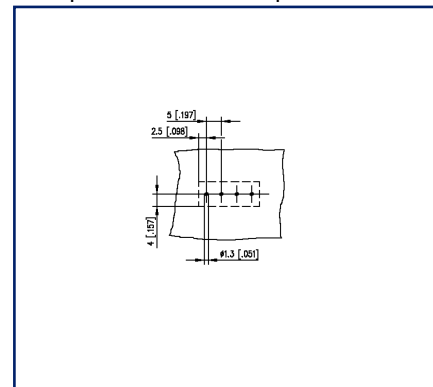
Illustrations



Dimensional drawing as an example



Drill pattern as an example



See enlarged drawings at the end of document

Product specification

- screw type terminal block, solderable
- centerline 5.00 mm, direction of connection 90°
- wire protector, fittable without loss of poles
- color gray



Technical Data

General Data

Tightening torque SEV	0.4 Nm		
Tightening torque UL	3.5 lb-in		
Solder pin length	3.8 mm		
min. number of poles	2		
max. number of poles	22		
Insulating material class	CTI 600		
clearance/creepage dist.	2.6 mm		
Protection category	IP10		
Insul. strip length	6 mm		
Rated current	17.5 A		
Overvoltage category	III	III	II
Pollution degree	3	2	2
Rated voltage	63 V	320 V	320 V
Rated test voltage	2.5 kV	2.5 kV	2.5 kV

Terminal data

rat.wiring solid AWGmax	0.34 mm ² - 1.5 mm ² / AWG 22 - AWG 14
rat.wiring strand.AWGmax	0.34 mm ² - 1.5 mm ² / AWG 22 - AWG 14

Approvals

extended wiring UL	Wire range extended to No. 30 AWG for factory-wiring. Two same size wires No. 22-18 AWG Cu Sol/Str for field-wiring; No. 30-18 Cu Sol/Str factory-wiring.
--------------------	---



V / A / AWG

300 / 15 / 22 - 14

approval UL - File No.

E121004



130 V / 17.5 A / T60

Material

insulating material	PA66
flammability class	V0
terminal body thread	M3
terminal body material	CuZnPb
terminal body surface	Ni + Sn
screw thread	M3



U | Contact

Data sheet RT015xxHDWC Typ 001

Page 3/5

P/N
310011xx

xx=number of poles

2025/04/29

Version: AP

Technical Data

screw material	8,8
screw surface	Zn Cr(VI)-frei/free
wire protector material	CuSn
wire protector surface	Sn
Glow-Wire Flammability GWFI	960 °C acc. to IEC 60695-2-12
Glow-Wire Flammability GWIT	775 °C acc. to IEC 60695-2-13

Climatic Data

upper limit temperature	105 °C
lower limit temperature	-40 °C

general

Tolerance	ISO 2768 -mH
Solderability	Acc. to JEDEC JESD22-B102E 245°C/5s

Application note

This product is a standard product of METZ CONNECT. METZ CONNECT is not aware of the specific intended use of the goods by the Customer or any customers of the Customer. The Customer guarantees that it has fully and sufficiently tested the use of the goods and any product modifications, product changes or product enhancements with regard to the specific intended use in accordance with the state of the art or in any other way. At METZ CONNECT's request, the Customer shall submit and make available meaningful evidence (e.g. test and laboratory protocols, certifications, etc.).

U | Contact

Data sheet

RT015xxHDWC Typ 001

Page 4/5

P/N

310011xx

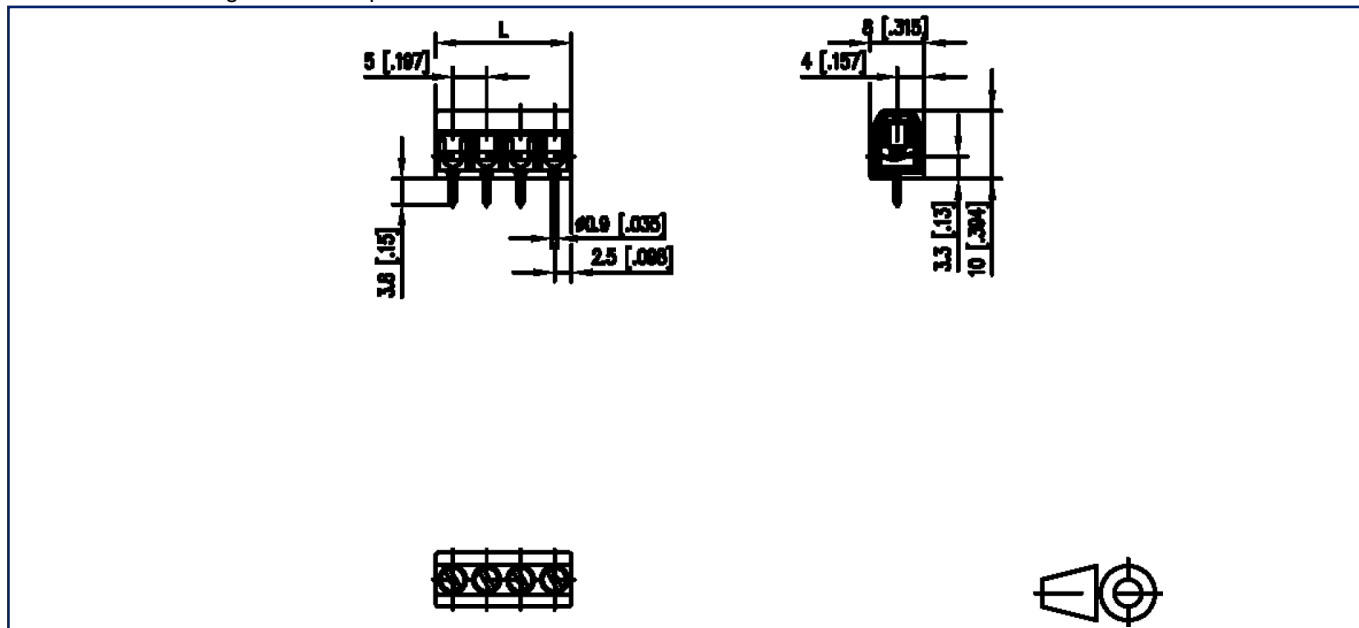
xx=number of poles

2025/04/29

Version: AP

Illustrations

Dimensional drawing as an example



$L = (\text{pole size} - 1) \times \text{centerline} + 5 \text{ mm} [0.197]$

U | Contact

Data sheet
RT015xxHDWC Typ 001

Page 5/5

P/N
310011xx
xx=number of poles
2025/04/29
Version: AP

Illustrations

Drill pattern as an example

