

Data sheet

RT035xxHBLU Type 094

Page 1/5

P/N

310941xx

xx=number of poles

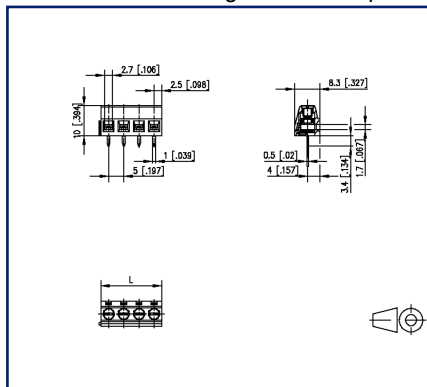
2025/08/21

Version: AH

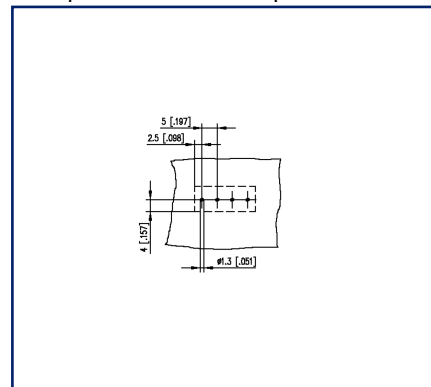
Illustrations



Dimensional drawing as an example



Drill pattern as an example



See enlarged drawings at the end of document

Product specification

- screw type terminal block, solderable
- centerline 5.00 mm, direction of connection 90°
- lift system, modular
- color black



Data sheet

RT035xxHBLU Type 094

Page 2/5

P/N
310941xx

xx=number of poles

2025/08/21

Version: AH

Technical Data

General Data

| | | | |
|---------------------------|-----------|--------|--------|
| Tightening torque SEV | 0.5 Nm | | |
| Tightening torque UL | 4.4 lb-in | | |
| Solder pin length | 3.4 mm | | |
| min. number of poles | 2 | | |
| max. number of poles | 24 | | |
| Insulating material class | CTI 600 | | |
| clearance/creepage dist. | 3.2 mm | | |
| Protection category | IP20 | | |
| Insul. strip length | 6 mm | | |
| Rated current | 13.5 A | | |
| Overvoltage category | III | III | II |
| Pollution degree | 3 | 2 | 2 |
| Rated voltage | 50 V | 250 V | 250 V |
| Rated test voltage | 2.5 kV | 2.5 kV | 2.5 kV |

Terminal data

| | |
|--------------------------|---|
| rat.wiring solid AWGmax | 0.2 mm ² - 1.5 mm ² / AWG 26 - AWG 16 |
| rat.wiring strand.AWGmax | 0.2 mm ² - 1.5 mm ² / AWG 26 - AWG 16 |

Approvals

| | |
|---|--------------------|
|  V / A / AWG | 300 / 10 / 26 - 16 |
|---|--------------------|

| | |
|------------------------|---------|
| approval UL - File No. | E121004 |
|------------------------|---------|

| | |
|--|--|
|  250 V / 17.5 A / T60 | |
|--|--|

Material

| | |
|------------------------|--------|
| insulating material | PA66 |
| flammability class | V0 |
| contact material | CuSn |
| Contact surface | Sn |
| terminal body thread | M3 |
| terminal body material | CuZnPb |
| terminal body surface | Ni |
| screw thread | M3 |

Data sheet

RT035xxHBLU Type 094

Page 3/5

P/N
310941xx

xx=number of poles

2025/08/21

Version: AH

Technical Data

| | |
|-----------------------------|-------------------------------|
| screw material | 8,8 |
| screw surface | Zn Cr(VI)-frei/free |
| Glow-Wire Flammability GWFI | 960 °C acc. to IEC 60695-2-12 |
| Glow-Wire Flammability GWIT | 775 °C acc. to IEC 60695-2-13 |

Climatic Data

| | |
|-------------------------|--------|
| upper limit temperature | 105 °C |
| lower limit temperature | -40 °C |

general

| | |
|---------------|-------------------------------------|
| Tolerance | ISO 2768 -mH |
| Solderability | Acc. to JEDEC JESD22-B102E 245°C/5s |

Application note

This product is a standard product of METZ CONNECT. METZ CONNECT is not aware of the specific intended use of the goods by the Customer or any customers of the Customer. The Customer guarantees that it has fully and sufficiently tested the use of the goods and any product modifications, product changes or product enhancements with regard to the specific intended use in accordance with the state of the art or in any other way. At METZ CONNECT's request, the Customer shall submit and make available meaningful evidence (e.g. test and laboratory protocols, certifications, etc.).



Data sheet

RT035xxHBLU Type 094

Page 4/5

P/N

310941xx

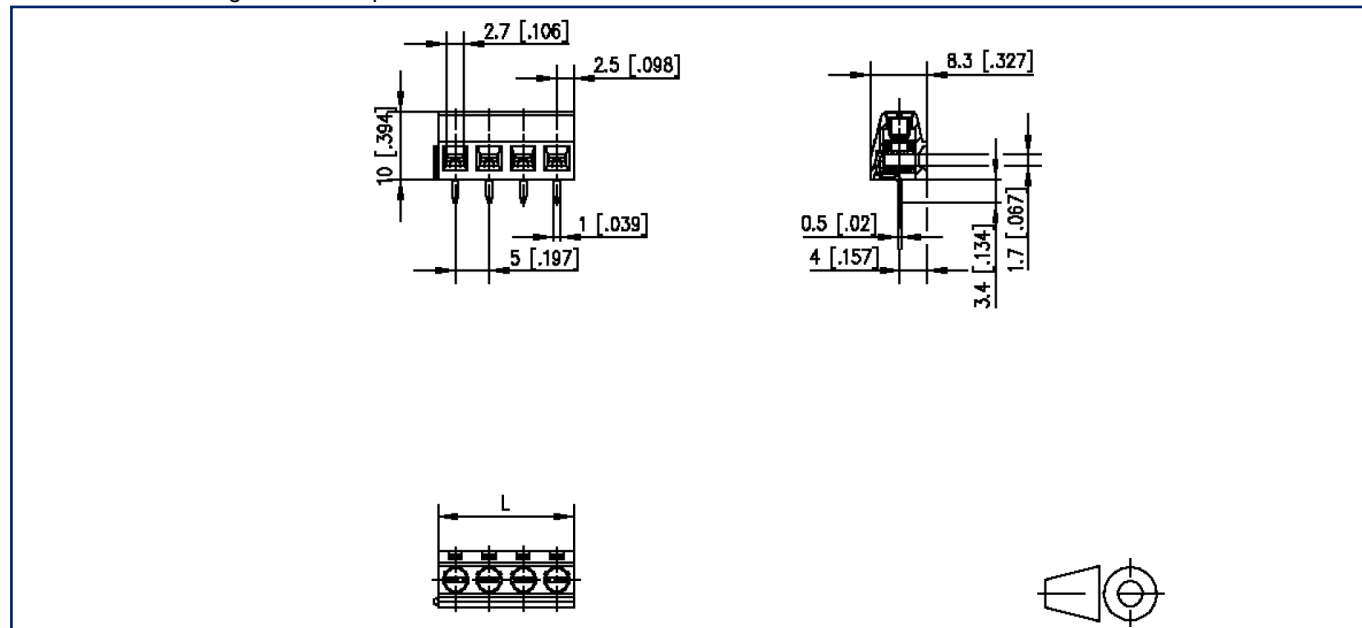
xx=number of poles

2025/08/21

Version: AH

Illustrations

Dimensional drawing as an example



$L = (\text{pole size} - 1) \times \text{centerline} + 5 \text{ mm} [0.197]$



Data sheet RT035xxHBLU Type 094

Page 5/5

P/N
310941xx

xx=number of poles

2025/08/21

Version: AH

Illustrations

Drill pattern as an example

