

Data sheet


RP02515HBWC Type 107

Page 1/6

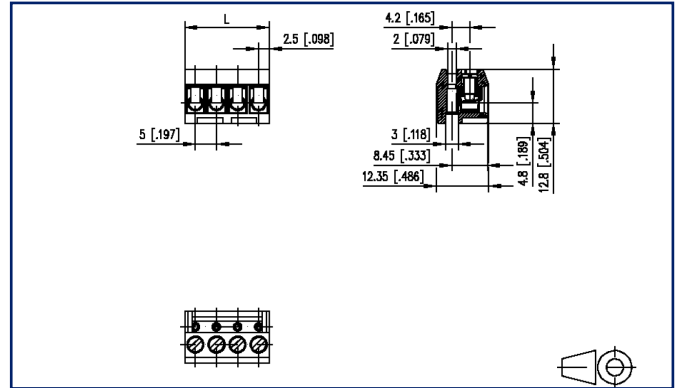
P/N
31107115

2026/03/23

Illustrations



Dimensional drawing as an example



See enlarged drawings at the end of document



Product specification

- screw type terminal block, pluggable
- centerline 5.00 mm, direction of connection 90°
- wire protector, fittable without loss of poles
- color black
- Wire entry perpendicular to plug direction



Data sheet
RP02515HBWC Type 107

Technical Data

General Data			
Tightening torque SEV	0.5 Nm		
Tightening torque UL	4.4 lb-in		
pole size	15		
Insulating material class	CTI 600		
clearance/creepage dist.	2.3 mm		
Protection category	IP00		
Insul. strip length	6 mm		
Rated current	10 A		
Overvoltage category	III	III	II
Pollution degree	3	2	2
Rated voltage	100 V	320 V	320 V
Rated test voltage	2.5 kV	2.5 kV	2.5 kV
Terminal data			
rat.wiring solid AWGmax	0.08 mm ² - 2.5 mm ² / AWG 28 - AWG 12		
rat.wiring strand.AWGmax	0.08 mm ² - 2.5 mm ² / AWG 28 - AWG 12		
Approvals			
 V / A / AWG	300 / 10 / 28 - 12		
approval UL - File No.	E121004		
	250 V / 2.5 kV / 10 A		
Material			
insulating material	PA66		
flammability class	V0		
contact material	CuSn		
Contact surface	Sn		
terminal body thread	M3		
terminal body material	CuZnPb		
terminal body surface	Ni		
screw thread	M3		
screw material	8,8		
screw surface	Zn Cr(VI)-frei/free		

Data sheet
RP02515HBWC Type 107

Page 3/6

P/N
31107115

2026/03/23

Technical Data

wire protector material	CuSn
wire protector surface	Sn
Glow-Wire Flammability GWFI	850 °C acc. to IEC 60695-2-12
Glow-Wire Flammability GWIT	775 °C acc. to IEC 60695-2-13

Climatic Data

upper limit temperature	105 °C
lower limit temperature	-40 °C

general

Tolerance	ISO 2768 -mH
-----------	--------------

Application note

This product is a standard product of METZ CONNECT. METZ CONNECT is not aware of the specific intended use of the goods by the Customer or any customers of the Customer. The Customer guarantees that it has fully and sufficiently tested the use of the goods and any product modifications, product changes or product enhancements with regard to the specific intended use in accordance with the state of the art or in any other way. At METZ CONNECT's request, the Customer shall submit and make available meaningful evidence (e.g. test and laboratory protocols, certifications, etc.).



Data sheet
RP02515HBWC Type 107

Page 4/6

P/N
31107115

2026/03/23

Accessories

P/N	Designation
710084	Mounting flange right for type 07, 08
710085	Mounting flange left for type 07, 08
710121-2	Coding pin short for type 007
710122-2	Coding pin long for type 007
716846	Coding comb pastel blue



Data sheet
RP02515HBWC Type 107

Page 5/6

P/N
31107115

2026/03/23

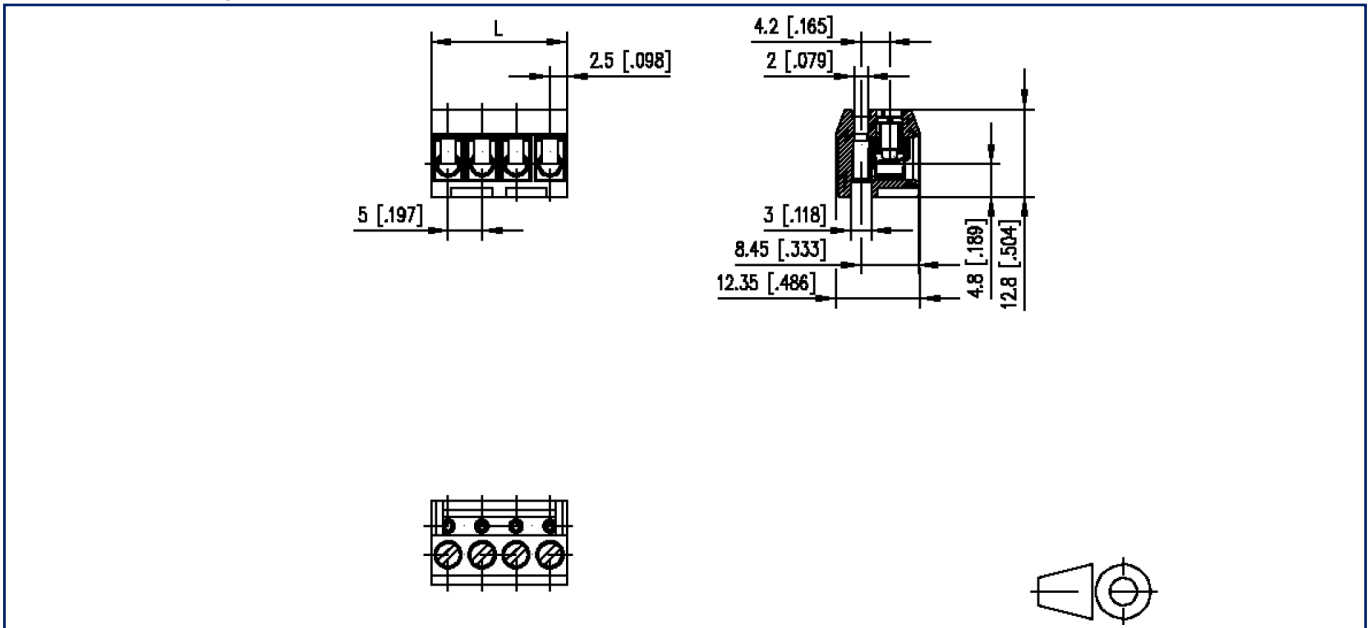
Counterpart

P/N	Designation
310171	PR015xxVBHC Type 017
31017115	PR01515VBHC Type 017
310271	PR015xxVBVC Type 027
310391	PT055xxHBHC Type 039
310411	PT065xxVBEN Type 041
310421	PT065xxVBVN Type 042
314171	PM035xxVBHC Type 417



Illustrations

Dimensional drawing as an example



$L = (\text{pole size} - 1) \times \text{centerline} + 5 \text{ mm [0.197]}$