

Data sheet

RP09511RBWC Type 157 with clip system


Page 1/6

P/N
31157111

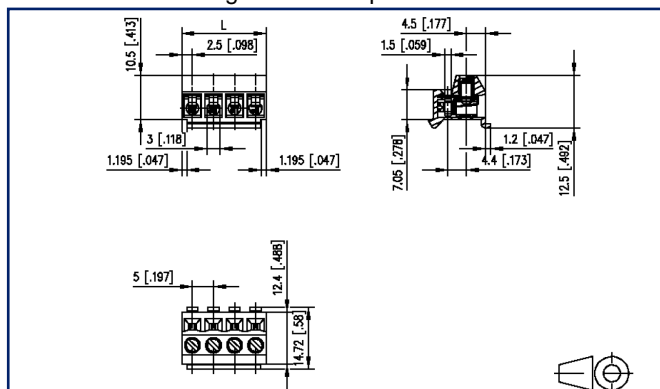
2025/08/22

Version: F

Illustrations



Dimensional drawing as an example



See enlarged drawings at the end of document

Product specification

- screw type terminal block, pluggable
- centerline 5.00 mm, direction of connection 90°
- wire protector, fittable without loss of poles
- color black
- pluggable, top side pin insertion, snap-in technique for mounting into a housing



Data sheet

RP09511RBWC Type 157 with clip system

Page 2/6

P/N
31157111

2025/08/22

Version: F

Technical Data



General Data

Tightening torque SEV	0.5 Nm		
Tightening torque UL	4.4 lb-in		
pole size	11		
Insulating material class	CTI 600		
clearance/creepage dist.	4.15 mm		
Protection category	IP20		
Insul. strip length	6 mm		
Rated current	13.5 A		
Overvoltage category	III	III	II
Pollution degree	3	2	2
Rated voltage	63 V	320 V	320 V
Rated test voltage	2.5 kV	2.5 kV	2.5 kV

Terminal data

rat.wiring solid AWGmax	0.08 mm ² - 2.5 mm ² / AWG 28 - AWG 14
rat.wiring strand.AWGmax	0.08 mm ² - 2.5 mm ² / AWG 28 - AWG 14

Approvals

 V / A / AWG	300 / 5 / 28 - 14
approval UL - File No.	E121004
	250 V / 4 kV / 13.5 A

Material

insulating material	PA66
flammability class	V0
contact material	CuSn
Contact surface	Sn
terminal body thread	M3
terminal body material	CuZnPb
terminal body surface	Ni
screw thread	M3
screw material	8,8
screw surface	Zn Cr(VI)-frei/free

Data sheet

RP09511RBWC Type 157 with clip system

Page 3/6

P/N
31157111

2025/08/22

Version: F

Technical Data

wire protector material	CuSn
wire protector surface	Sn
Glow-Wire Flammability GWFI	850 °C acc. to IEC 60695-2-12
Glow-Wire Flammability GWIT	775 °C acc. to IEC 60695-2-13

Climatic Data

upper limit temperature	105 °C
lower limit temperature	-40 °C

general

Tolerance	ISO 2768 -mH
-----------	--------------

Application note

This product is a standard product of METZ CONNECT. METZ CONNECT is not aware of the specific intended use of the goods by the Customer or any customers of the Customer. The Customer guarantees that it has fully and sufficiently tested the use of the goods and any product modifications, product changes or product enhancements with regard to the specific intended use in accordance with the state of the art or in any other way. At METZ CONNECT's request, the Customer shall submit and make available meaningful evidence (e.g. test and laboratory protocols, certifications, etc.).



Data sheet
RP09511RBWC Type 157 with clip system

Page 4/6

P/N
31157111

2025/08/22

Version: F

Counterpart

P/N	Designation
310461	PR035xxVBHC Type 046
313171	PM015xxVBHC Type 317
313181	PM025xxVBHC Type 318

Data sheet

RP09511RBWC Type 157 with clip system

Page 5/6

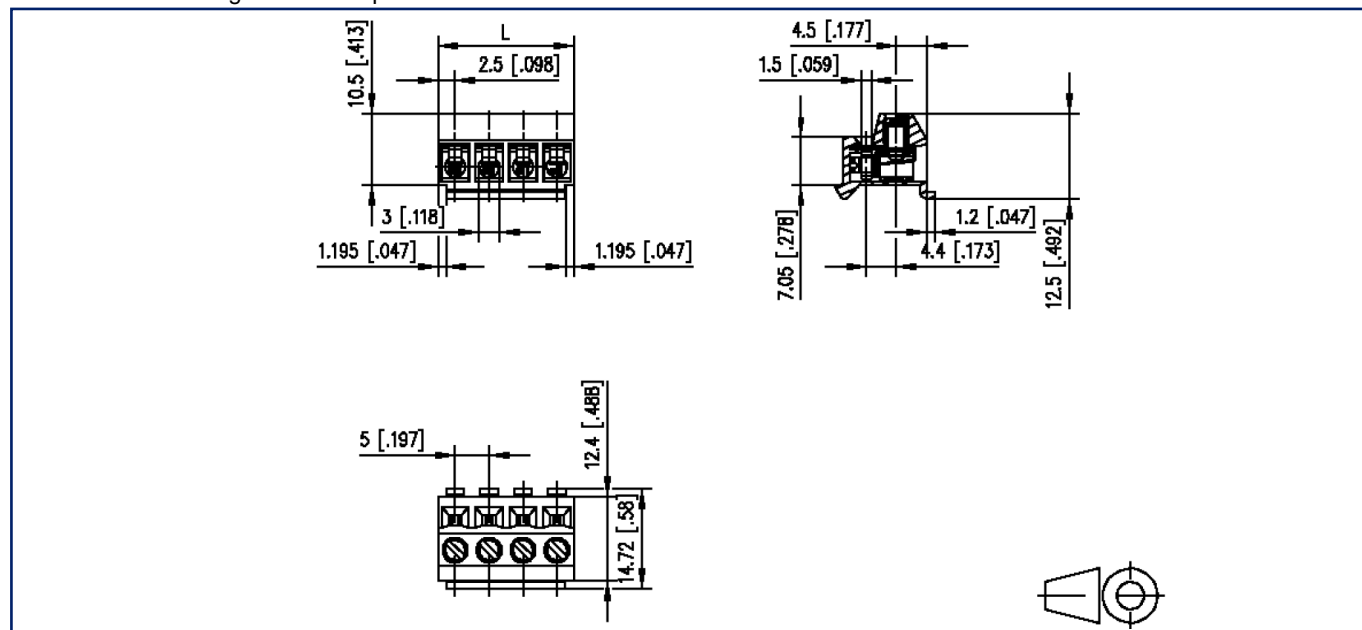
P/N
31157111

2025/08/22

Version: F

Illustrations

Dimensional drawing as an example



$L = (\text{pole size} - 1) \times \text{centerline} + 5 \text{ mm } [0.197]$



Data sheet
RP09511RBWC Type 157 with clip system

Page 6/6

P/N
31157111

2025/08/22

Version: F

Illustrations

Application example

