

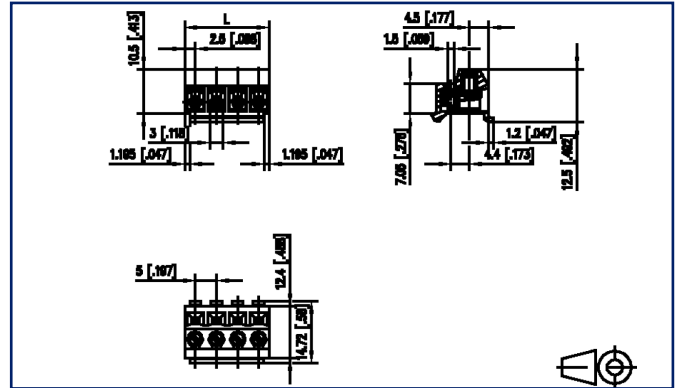
Data sheet

RP095xxRBWC Type 157 with clip system

Illustrations



Dimensional drawing as an example



See enlarged drawings at the end of document

Product specification

- screw type terminal block, pluggable
- centerline 5.00 mm, direction of connection 90°
- wire protector, fittable without loss of poles
- color black
- pluggable, top side pin insertion, snap-in technique for mounting into a housing

Data sheet
RP095xxRBWC Type 157 with clip system

Technical Data


General Data

Tightening torque SEV	0.5 Nm		
Tightening torque UL	4.4 lb-in		
min. number of poles	2		
max. number of poles	24		
Insulating material class	CTI 600		
clearance/creepage dist.	4.15 mm		
Protection category	IP20		
Insul. strip length	6 mm		
Rated current	13.5 A		
Overvoltage category	III	III	II
Pollution degree	3	2	2
Rated voltage	63 V	320 V	320 V
Rated test voltage	2.5 kV	2.5 kV	2.5 kV

Terminal data

rat.wiring solid AWGmax	0.08 mm ² - 2.5 mm ² / AWG 28 - AWG 14		
rat.wiring strand.AWGmax	0.08 mm ² - 2.5 mm ² / AWG 28 - AWG 14		

Approvals

 V / A / AWG	300 / 5 / 28 - 14		
---	-------------------	--	--

approval UL - File No.	E121004		
------------------------	---------	--	--

 2.5 mm ²	250 V / 4 kV / 13.5 A		
---	-----------------------	--	--

Material

insulating material	PA66		
flammability class	V0		
contact material	CuSn		
Contact surface	Sn		
terminal body thread	M3		
terminal body material	CuZnPb		
terminal body surface	Ni		
screw thread	M3		
screw material	8,8		

Data sheet
RP095xxRBWC Type 157 with clip system

Page 3/6

P/N
311571xx

xx=number of poles

2025/04/16

Version: AL

Technical Data

screw surface	Zn Cr(VI)-frei/free
wire protector material	CuSn
wire protector surface	Sn
Glow-Wire Flammability GWFI	850 °C acc. to IEC 60695-2-12
Glow-Wire Flammability GWIT	775 °C acc. to IEC 60695-2-13

Climatic Data

upper limit temperature	105 °C
lower limit temperature	-40 °C

general

Tolerance	ISO 2768 -mH
-----------	--------------

Application note

This product is a standard product of METZ CONNECT. METZ CONNECT is not aware of the specific intended use of the goods by the Customer or any customers of the Customer. The Customer guarantees that it has fully and sufficiently tested the use of the goods and any product modifications, product changes or product enhancements with regard to the specific intended use in accordance with the state of the art or in any other way. At METZ CONNECT's request, the Customer shall submit and make available meaningful evidence (e.g. test and laboratory protocols, certifications, etc.).



U | Contact

Data sheet RP095xxRBWC Type 157 with clip system

Page 4/6

P/N
311571xx

xx=number of poles

2025/04/16

Version: AL

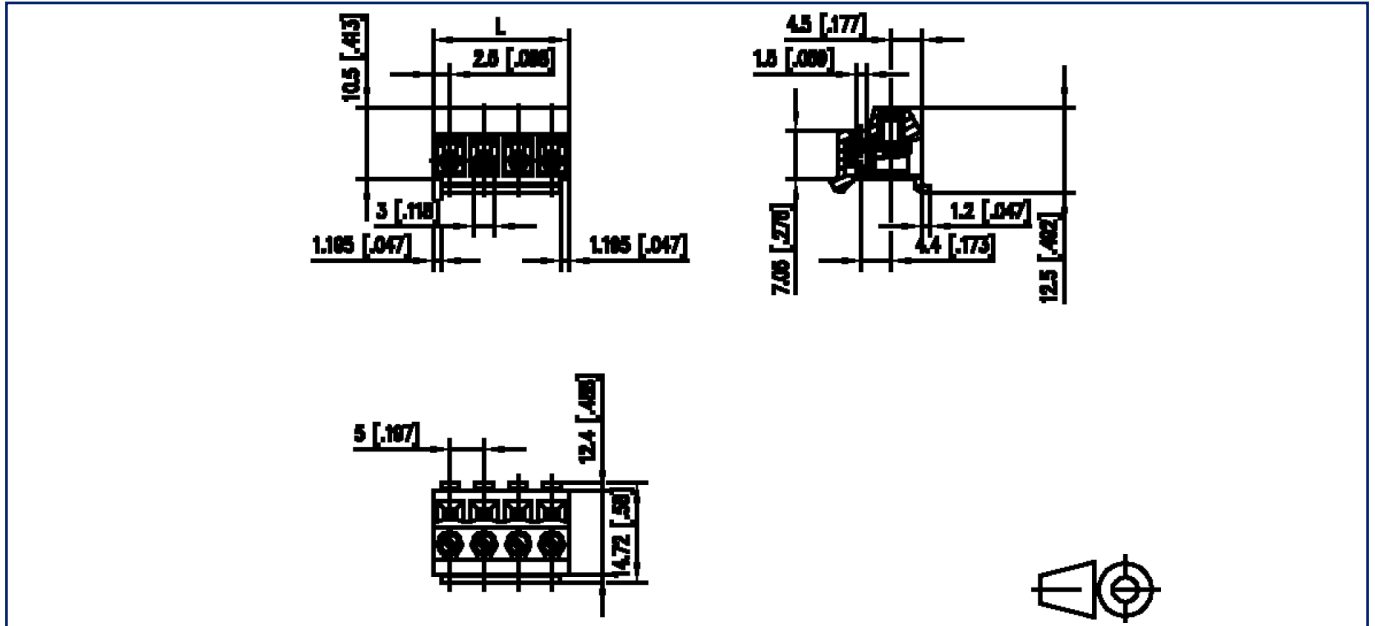
Counterpart

P/N	Designation
310461	PR035xxVBHC Type 046
313171	PM015xxVBHC Type 317
313181	PM025xxVBHC Type 318



Illustrations

Dimensional drawing as an example



$L = (\text{pole size} - 1) \times \text{centerline} + 5 \text{ mm} [0.197]$

Illustrations

Application example

