

Data sheet

RT027xxHBLC Type 175

Page 1/5

P/N

311751xx

xx=number of poles

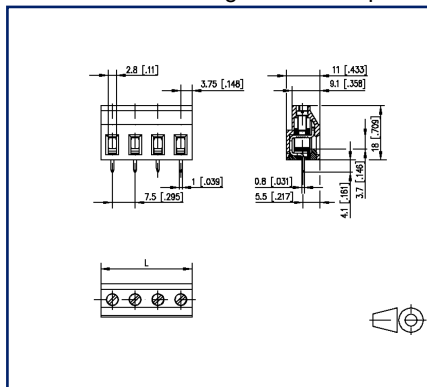
2025/04/29

Version: AH

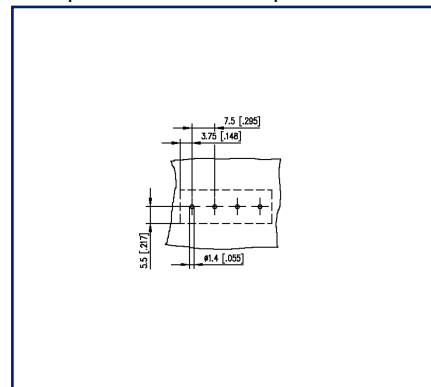
Illustrations



Dimensional drawing as an example



Drill pattern as an example



See enlarged drawings at the end of document

Product specification

- screw type terminal block, solderable
- centerline 7.50 mm, direction of connection 90°
- lift system, fittable without loss of poles
- color black



Data sheet RT027xxHBLC Type 175

Page 2/5

P/N
311751xx

xx=number of poles

2025/04/29

Version: AH

Technical Data


General Data

Tightening torque SEV	0.5 Nm		
Tightening torque UL	4.4 lb-in		
Solder pin length	4.1 mm		
min. number of poles	2		
max. number of poles	12		
Insulating material class	CTI 600		
clearance/creepage dist.	6.5 mm		
Protection category	IP20		
Insul. strip length	8 mm		
Rated current	16 A		
Overvoltage category	III	III	II
Pollution degree	3	2	2
Rated voltage	200 V	500 V	500 V
Rated test voltage	4 kV	4 kV	4 kV

Terminal data

rat.wiring solid AWGmax	0.34 mm ² - 4 mm ² / AWG 22 - AWG 12
rat.wiring strand.AWGmax	0.34 mm ² - 4 mm ² / AWG 22 - AWG 12

Approvals

 V / A / AWG	300 / 20 / 22 - 12
---	--------------------

approval UL - File No.	E121004
------------------------	---------

 750 V / 24 A / T60
--

Material

insulating material	PA66
flammability class	V0
contact material	CuZnPb
Contact surface	Ni + Sn
terminal body thread	M3
terminal body material	CuZnPb
terminal body surface	Ni
screw thread	M3

U | Contact

Data sheet

RT027xxHBLC Type 175

Page 3/5

P/N

311751xx

xx=number of poles

2025/04/29

Version: AH

Technical Data

screw material	8,8
screw surface	Zn Cr(VI)-frei/free
Glow-Wire Flammability GWFI	960 °C acc. to IEC 60695-2-12
Glow-Wire Flammability GWIT	775 °C acc. to IEC 60695-2-13

Climatic Data

upper limit temperature	105 °C
lower limit temperature	-40 °C

general

Tolerance	ISO 2768 -mH
Solderability	Acc. to JEDEC JESD22-B102E 245°C/5s

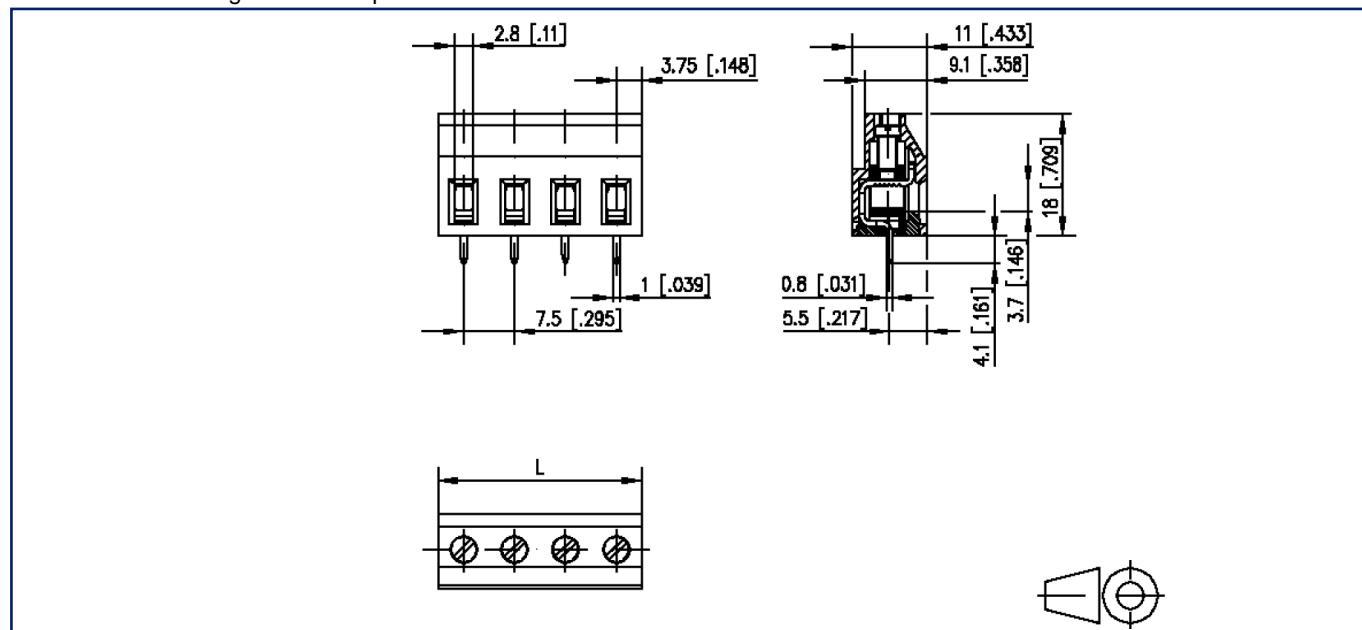
Application note

This product is a standard product of METZ CONNECT. METZ CONNECT is not aware of the specific intended use of the goods by the Customer or any customers of the Customer. The Customer guarantees that it has fully and sufficiently tested the use of the goods and any product modifications, product changes or product enhancements with regard to the specific intended use in accordance with the state of the art or in any other way. At METZ CONNECT's request, the Customer shall submit and make available meaningful evidence (e.g. test and laboratory protocols, certifications, etc.).



Illustrations

Dimensional drawing as an example



$L = (\text{pole size} - 1) \times \text{centerline} + 7.5 \text{ mm} [0.295]$

U | Contact

Data sheet

RT027xxHBLC Type 175

Page 5/5

P/N

311751xx

xx=number of poles

2025/04/29

Version: AH

Illustrations

Drill pattern as an example

