

Data sheet

PR066xxHBBN Type 178

Page 1/7

P/N

311781xx

xx=number of poles

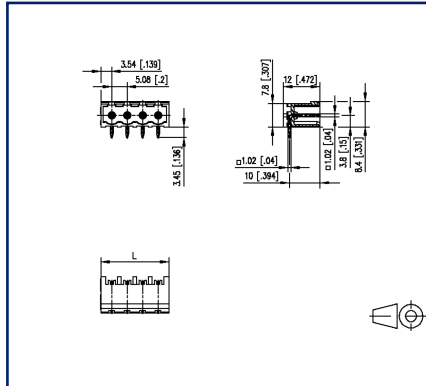
2025/04/29

Version: AC

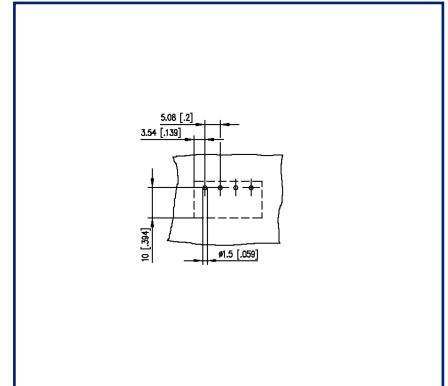
Illustrations



Dimensional drawing as an example



Drill pattern as an example



See enlarged drawings at the end of document

Product specification

- pin header, THR solderable
- centerline 5.08 mm, direction of connection 90°
- closed ends
- color black
- Tape & Reel packaging possible
- codeable



U | Contact

Data sheet PR066xxHBBN Type 178

Page 2/7

P/N
311781xx

xx=number of poles

2025/04/29



Version: AC

Technical Data

General Data

Solder pin length	3.45 mm		
min. number of poles	2		
max. number of poles	12		
Insulating material class	CTI 600		
clearance/creepage dist.	4.08 mm		
Protection category	IP00		
Rated current	13.5 A		
Overvoltage category	III	III	II
Pollution degree	3	2	2
Rated voltage	320 V	800 V	800 V
Rated test voltage	6 kV	6 kV	6 kV

Approvals

 V / A	300 / 15
approval UL - File No.	E121004
	320 V / 4 kV / 13.5 A / 1.0 x 1.0 mm

Material

insulating material	PA66/6T
flammability class	V0
contact pin material	CuMg
contact pin surface	Cu + Sn
Glow-Wire Flammability GWFI	960 °C acc. to IEC 60695-2-12
Glow-Wire Flammability GWIT	775 °C acc. to IEC 60695-2-13

Climatic Data

upper limit temperature	105 °C
lower limit temperature	-40 °C

general

Tolerance	ISO 2768 -mH
Solderability	reflowable

Application note

U | Contact

Data sheet**Page 3/7****PR066xxHBBN Type 178****P/N****311781xx****xx=number of poles**

2025/04/29

Version: AC

Technical Data

This product is a standard product of METZ CONNECT. METZ CONNECT is not aware of the specific intended use of the goods by the Customer or any customers of the Customer. The Customer guarantees that it has fully and sufficiently tested the use of the goods and any product modifications, product changes or product enhancements with regard to the specific intended use in accordance with the state of the art or in any other way. At METZ CONNECT's request, the Customer shall submit and make available meaningful evidence (e.g. test and laboratory protocols, certifications, etc.).



U | Contact

Data sheet

PR066xxHBBN Type 178

Page 4/7

P/N

311781xx

xx=number of poles

2025/04/29

Version: AC

Accessories

P/N	Designation
700024-01-9	Coding star white



U | Contact

Data sheet

PR066xxHBBN Type 178

Page 5/7

P/N

311781xx

xx=number of poles

2025/04/29

Version: AC

Counterpart of

P/N	Designation
312131	RP036xxHBLC Type 213
312141	RP036xxHBLD Type 214
312491	RP016xxVBLC Type 249
312501	RP016xxSBLC Typ 250
ASP046	SP046xxVBNC ASP046
SP066XXVBNC	SP066xxVBNC



U | Contact

Data sheet

PR066xxHBBN Type 178

Page 6/7

P/N

311781xx

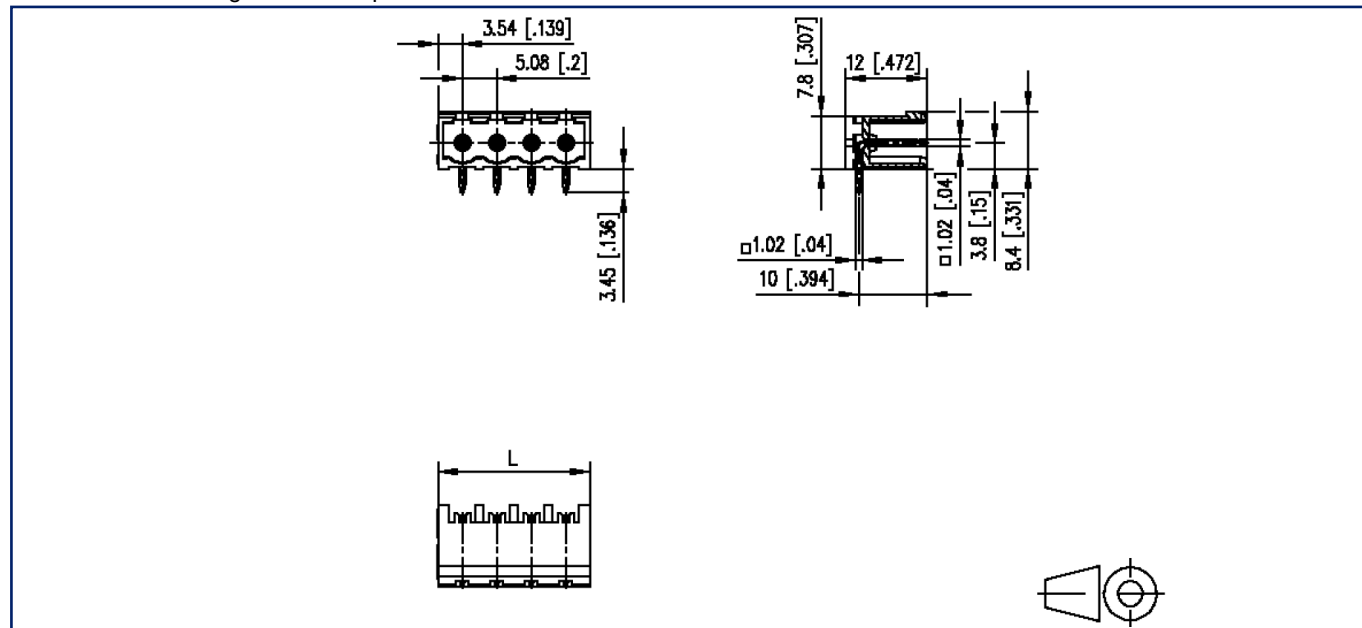
xx=number of poles

2025/04/29

Version: AC

Illustrations

Dimensional drawing as an example



$L = (\text{pole size} - 1) \times \text{centerline} + 7.08 \text{ mm} [0.279]$



U | Contact

Data sheet

PR066xxHBBN Type 178

Page 7/7

P/N

311781xx

xx=number of poles

2025/04/29

Version: AC

Illustrations

Drill pattern as an example

