

Data sheet

PR044xxHBBN Type 190

Page 1/7

P/N
311901xx

xx=number of poles

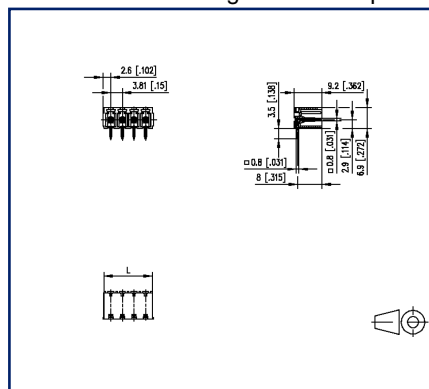
2025/08/22

Version: AC

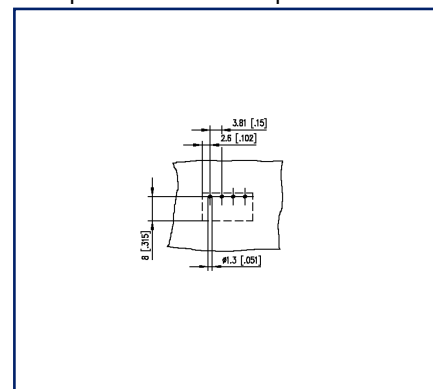
Illustrations



Dimensional drawing as an example



Drill pattern as an example



See enlarged drawings at the end of document

Product specification

- pin header, THR solderable
- centerline 3.81 mm, direction of connection 90°
- closed ends
- color black
- Tape & Reel packaging possible
- codeable



Data sheet

PR044xxHBBN Type 190

Page 2/7

P/N
311901xx

xx=number of poles

2025/08/22



Version: AC

Technical Data

General Data

Solder pin length	3.5 mm		
min. number of poles	2		
max. number of poles	12		
Insulating material class	CTI 600		
clearance/creepage dist.	3.01 mm		
Protection category	IP00		
Rated current	10 A		
Overvoltage category	III	III	II
Pollution degree	3	2	2
Rated voltage	200 V	500 V	500 V
Rated test voltage	4 kV	4 kV	4 kV

Approvals

 V / A	300 / 8
approval UL - File No.	E121004
	130 V / 2.5 kV / 10 A / 0.8 x 0.8 mm

Material

insulating material	PA66/6T
flammability class	V0
contact pin material	CuMg
contact pin surface	Ni + Sn
Glow-Wire Flammability GWFI	960 °C acc. to IEC 60695-2-12
Glow-Wire Flammability GWIT	775 °C acc. to IEC 60695-2-13

Climatic Data

upper limit temperature	105 °C
lower limit temperature	-40 °C

general

Tolerance	ISO 2768 -mH
Solderability	reflowable

Application note

Data sheet

Page 3/7

PR044xxHBBN Type 190

P/N

311901xx

xx=number of poles

2025/08/22

Version: AC

Technical Data

This product is a standard product of METZ CONNECT. METZ CONNECT is not aware of the specific intended use of the goods by the Customer or any customers of the Customer. The Customer guarantees that it has fully and sufficiently tested the use of the goods and any product modifications, product changes or product enhancements with regard to the specific intended use in accordance with the state of the art or in any other way. At METZ CONNECT's request, the Customer shall submit and make available meaningful evidence (e.g. test and laboratory protocols, certifications, etc.).



Data sheet

PR044xxHBBN Type 190

Page 4/7

P/N

311901xx

xx=number of poles

2025/08/22

Version: AC

Accessories

P/N	Designation
700333-01-1216	LED-light transmitter for headers, pluggable
700333-02-1216	LED-light transmitter for headers, pluggable
700333-03-1216	LED-light transmitter for headers, pluggable
720293-01-2	Coding Star for pin header, centerline 3.81 mm



Data sheet
PR044xxHBBN Type 190

Page 5/7

P/N
311901xx
xx=number of poles
2025/08/22
Version: AC

Counterpart of

P/N	Designation
311131	RP034xxHBLO Type 113
311141	RP034xxHBLN Type 114
313691	RP034xxVBLN Type 369
ASP044	SP044xxVBNN ASP044
ASP0440222	SP044xxVBNN ASP044
ASP0440322	SP044xxVBNN ASP044
ASP0440422	SP044xxVBNN ASP044
ASP0440522	SP044xxVBNN ASP044
ASP0440622	SP044xxVBNN ASP044
ASP0440822	SP044xxVBNN ASP044
ASP0440922	SP044xxVBNN ASP044
ASP0441022	SP044xxVBNN ASP044
ASP0441222	SP044xxVBNN ASP044
ASP064	SP064xxVGNN ASP064

Data sheet

PR044xxHBBN Type 190

Page 6/7

P/N

311901xx

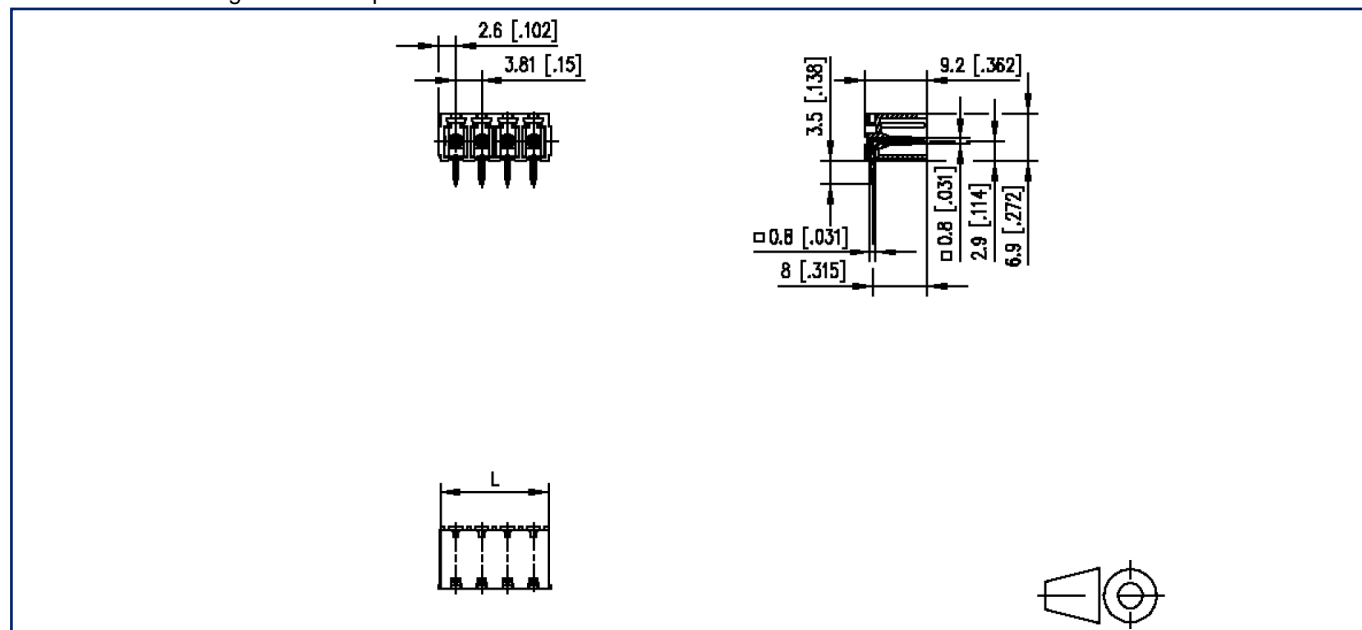
xx=number of poles

2025/08/22

Version: AC

Illustrations

Dimensional drawing as an example



$L = (\text{pole size} - 1) \times \text{centerline} + 5.2 \text{ mm} [0.205]$



Data sheet PR044xxHBBN Type 190

Page 7/7

P/N
311901xx

xx=number of poles

2025/08/22

Version: AC

Illustrations

Drill pattern as an example

