

Data sheet


RP01602VBLC Type 249

Page 1/6

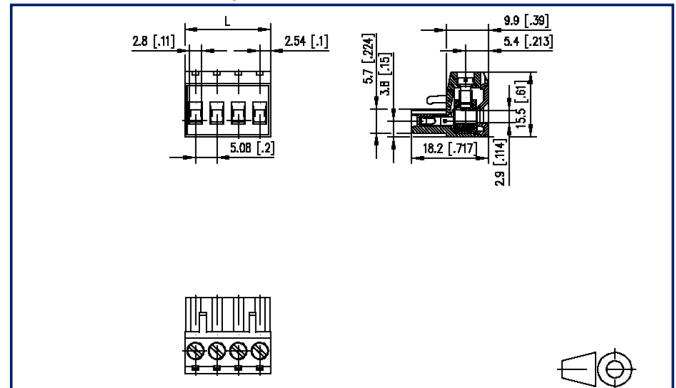
P/N
31249102

2026/04/27

Illustrations



Dimensional drawing as an example



See enlarged drawings at the end of document



Product specification

- screw type terminal block, pluggable
- centerline 5.08 mm, direction of connection vertical 0°
- lift system, fittable without loss of poles
- color black
- wire entry codeable side perpendicular to plug direction



Data sheet
RP01602VBLC Type 249

Technical Data

General Data			
Tightening torque SEV	0.5 Nm		
Tightening torque UL	4.4 lb-in		
pole size	2		
Insulating material class	CTI 600		
clearance/creepage dist.	3.6 mm		
Protection category	IP20		
Insul. strip length	8 mm		
Rated current	12 A		
Overvoltage category	III	III	II
Pollution degree	3	2	2
Rated voltage	160 V	400 V	400 V
Rated test voltage	4 kV	4 kV	4 kV
Terminal data			
rat.wiring solid AWGmax	0.08 mm ² - 2.5 mm ² / AWG 28 - AWG 12		
rat.wiring strand.AWGmax	0.08 mm ² - 2.5 mm ² / AWG 28 - AWG 12		
Approvals			
extended wiring UL	2 AWG 16-18, or 1 AWG 16 stranded with 1 AWG 18 solid, or 1 AWG 16 stranded with 1 AWG 18 stranded		
 V / A / AWG	300 / 16 / 28 - 12		
approval UL - File No.	E121004		
	320 V / 4 kV / 13.5 A		
Material			
insulating material	PA66		
flammability class	V0		
contact material	CuSn		
Contact surface	Sn		
terminal body thread	M3		
terminal body material	CuZnPb		
terminal body surface	Ni		
screw thread	M3		

Data sheet
RP01602VBLC Type 249

Page 3/6

P/N
31249102

2026/04/27

Technical Data

screw material	8,8
screw surface	Zn Cr(VI)-frei/free
Glow-Wire Flammability GWFI	960 °C acc. to IEC 60695-2-12
Glow-Wire Flammability GWIT	775 °C acc. to IEC 60695-2-13

Climatic Data

upper limit temperature	105 °C
lower limit temperature	-40 °C

general

Tolerance	ISO 2768 -mH
-----------	--------------

Application note

This product is a standard product of METZ CONNECT. METZ CONNECT is not aware of the specific intended use of the goods by the Customer or any customers of the Customer. The Customer guarantees that it has fully and sufficiently tested the use of the goods and any product modifications, product changes or product enhancements with regard to the specific intended use in accordance with the state of the art or in any other way. At METZ CONNECT's request, the Customer shall submit and make available meaningful evidence (e.g. test and laboratory protocols, certifications, etc.).

Data sheet
RP01602VBLC Type 249

Page 4/6

P/N
31249102

2026/04/27

Accessories

P/N	Designation
700025-01-9	Coding star white with a group of 6 coding pins



Data sheet
RP01602VBLC Type 249

Page 5/6

P/N
31249102

2026/04/27

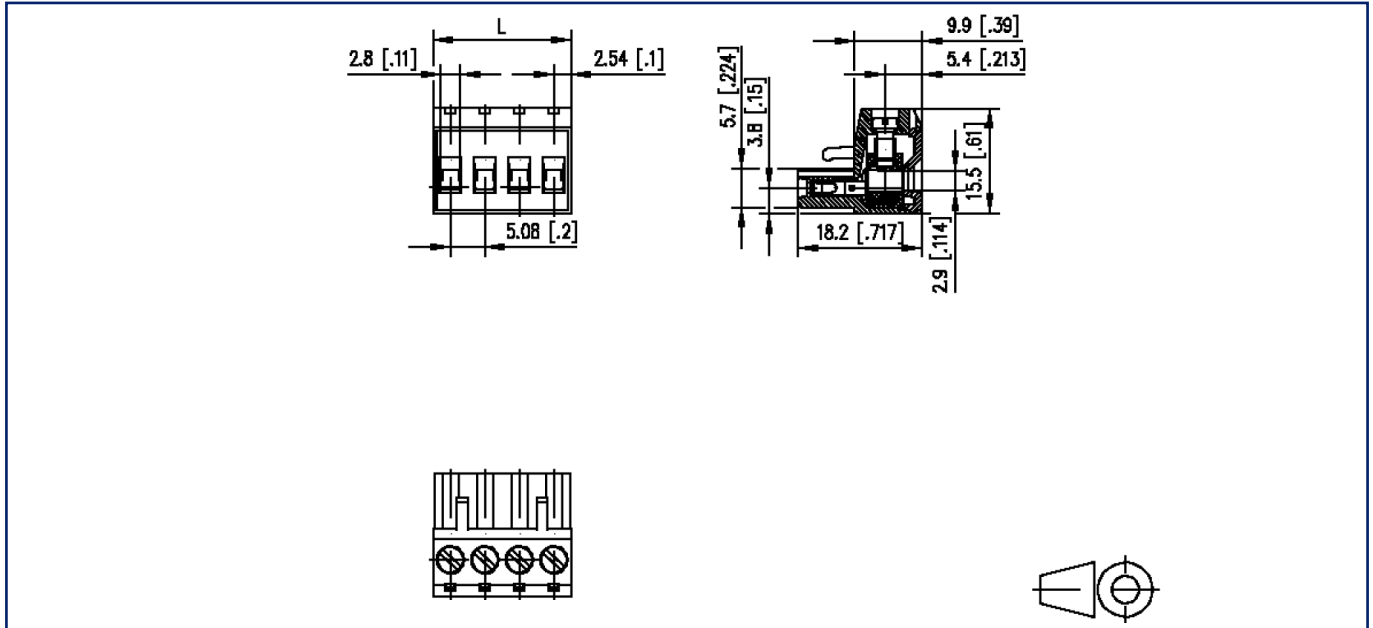
Counterpart

P/N	Designation
311781	PR066xxHBBN Type 178
311791	PR066xxVBBN Type 179
312191	PT116xxVBEC Type 219
312201	PT116xxVBBN Type 220
312291	PT116xxHBEC Type 229
312301	PT116xxHBBN Type 230
312901	PT106xxVGDN Type 290
312921	PT106xxHGDN Typ 292
314781	PR066xxHBEC Type 478



Illustrations

Dimensional drawing as an example



$L = (\text{pole size} - 1) \times \text{centerline} + 5.08 \text{ mm [0.2]}$