

Data sheet

PT118xxHBBC Type 266

Page 1/7

P/N

312661xx

xx=number of poles

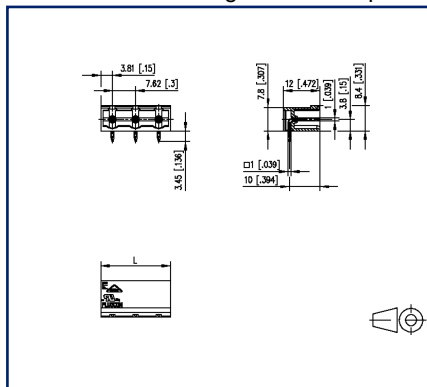
2025/04/30

Version: U

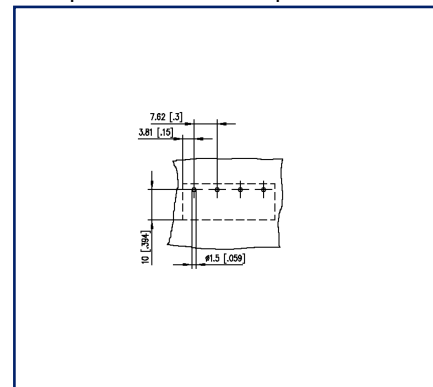
Illustrations



Dimensional drawing as an example



Drill pattern as an example



See enlarged drawings at the end of document

Product specification

- pin header, solderable
- centerline 7.62 mm, direction of connection 90°
- closed ends
- color black
- codeable



U | Contact

Data sheet PT118xxHBBC Type 266

Page 2/7

P/N
312661xx

xx=number of poles

2025/04/30



Version: U

Technical Data

General Data

Solder pin length	3.45 mm		
min. number of poles	2		
max. number of poles	12		
Insulating material class	CTI 600		
clearance/creepage dist.	6.6 mm		
Protection category	IP00		
Rated current	10 A		
Overvoltage category	III	III	II
Pollution degree	3	2	2
Rated voltage	500 V	1000 V	1000 V
Rated test voltage	6 kV	6 kV	6 kV

Approvals

 V / A / AWG	300 / 15 / 28 - 14
approval UL - File No.	E121004
	500 V / 6 kV / 13.5 A / 1.0 x 1.0 mm

Material

insulating material	PA66
flammability class	V0
contact pin material	CuFe
contact pin surface	Ni + Ag
Glow-Wire Flammability GWFI	960 °C acc. to IEC 60695-2-12
Glow-Wire Flammability GWIT	775 °C acc. to IEC 60695-2-13

Climatic Data

upper limit temperature	105 °C
lower limit temperature	-40 °C

general

Tolerance	ISO 2768 -mH
Solderability	Acc. to JEDEC JESD22-B102E 245°C/5s

Application note

U | Contact

Data sheet

Page 3/7

PT118xxHBBC Type 266

P/N

312661xx**xx=number of poles**

2025/04/30

Version: U

Technical Data

This product is a standard product of METZ CONNECT. METZ CONNECT is not aware of the specific intended use of the goods by the Customer or any customers of the Customer. The Customer guarantees that it has fully and sufficiently tested the use of the goods and any product modifications, product changes or product enhancements with regard to the specific intended use in accordance with the state of the art or in any other way. At METZ CONNECT's request, the Customer shall submit and make available meaningful evidence (e.g. test and laboratory protocols, certifications, etc.).



U | Contact

Data sheet

PT118xxHBBC Type 266

Page 4/7

P/N

312661xx

xx=number of poles

2025/04/30

Version: U

Accessories

P/N	Designation
700024-01-9	Coding star white



U | Contact

Data sheet

PT118xxHBBC Type 266

Page 5/7

P/N

312661xx**xx=number of poles**

2025/04/30

Version: U

Counterpart of

P/N	Designation
312621	RP018xxVBLC Type 262



U | Contact

Data sheet

PT118xxHBBC Type 266

Page 6/7

P/N

312661xx

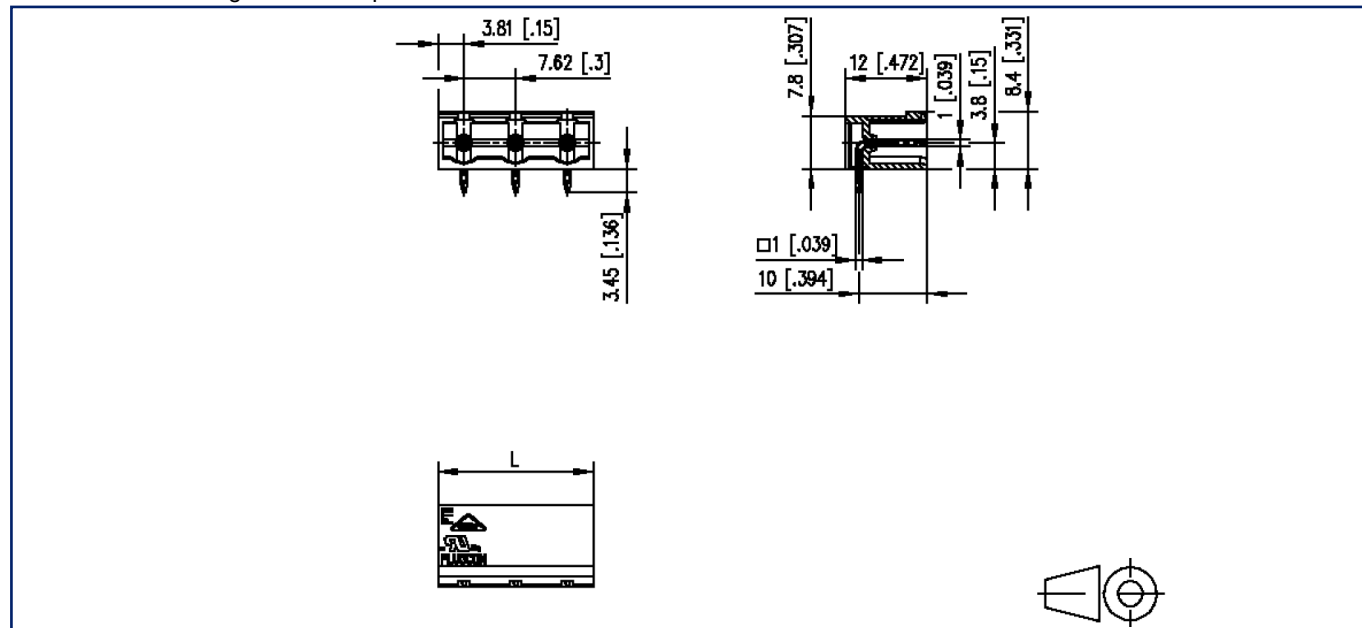
xx=number of poles

2025/04/30

Version: U

Illustrations

Dimensional drawing as an example



$L = (\text{pole size} - 1) \times \text{centerline} + 7.62 \text{ mm} [0.3]$



U | Contact

Data sheet

PT118xxHBBC Type 266

Page 7/7

P/N

312661xx

xx=number of poles

2025/04/30

Version: U

Illustrations

Drill pattern as an example

