

# Data sheet

## SP044xxVBNN ASP044

Page 1/5


P/N  
ASP044xx22

xx=number of poles

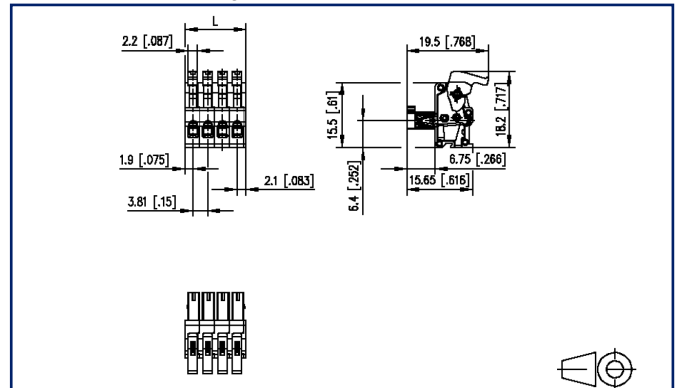
2025/08/25

Version: V

### Illustrations



Dimensional drawing as an example



See enlarged drawings at the end of document

### Product specification

- spring clamp terminal block, pluggable
- centerline 3.81 mm, direction of connection vertical 0°
- color black
- eccentric lever, wire entry uncodeable side parallel to plug direction



**Data sheet**  
**SP044xxVBNN ASP044**

**Technical Data**


**General Data**

|                           |         |        |        |
|---------------------------|---------|--------|--------|
| min. number of poles      | 2       |        |        |
| max. number of poles      | 12      |        |        |
| Insulating material class | CTI 400 |        |        |
| clearance/creepage dist.  | 2.6 mm  |        |        |
| Protection category       | IP20    |        |        |
| Insul. strip length       | 6 mm    |        |        |
| Rated current             | 10 A    |        |        |
| Overvoltage category      | III     | III    | II     |
| Pollution degree          | 3       | 2      | 2      |
| Rated voltage             | 32 V    | 200 V  | 200 V  |
| Rated test voltage        | 2.5 kV  | 2.5 kV | 2.5 kV |

**Terminal data**

|                          |  |  |  |
|--------------------------|--|--|--|
| rat.wiring solid AWGmax  | 0.08 mm <sup>2</sup> - 1.5 mm <sup>2</sup> / AWG 28 - AWG 16 |  |  |
| rat.wiring strand.AWGmax | 0.08 mm <sup>2</sup> - 1.5 mm <sup>2</sup> / AWG 28 - AWG 16 |  |  |

**Approvals**

|   |          |  |  |
|---|----------|--|--|
|  V / A | 150 / 10 |  |  |
| approval UL - File No.  | E121004  |  |  |

|   |                       |  |  |
|---|-----------------------|--|--|
|  | 130 V / 2.5 kV / 10 A |  |  |
|---|-----------------------|--|--|

**Material**

|                             |                               |  |  |
|-----------------------------|-------------------------------|--|--|
| insulating material         | PA                            |  |  |
| flammability class          | V0                            |  |  |
| spring material             | Spring steel                  |  |  |
| contact material            | CuSn                          |  |  |
| Contact surface             | Sn                            |  |  |
| Glow-Wire Flammability GWFI | 850 °C acc. to IEC 60695-2-12 |  |  |
| Glow-Wire Flammability GWIT | 775 °C acc. to IEC 60695-2-13 |  |  |

**Climatic Data**

|                         |        |  |  |
|-------------------------|--------|--|--|
| upper limit temperature | 105 °C |  |  |
| lower limit temperature | -40 °C |  |  |

**general**

Data sheet

Page 3/5

**SP044xxVBNN ASP044**

P/N

**ASP044xx22****xx=number of poles**

2025/08/25

Version: V

## Technical Data

|           |              |
|-----------|--------------|
| Tolerance | ISO 2768 -mH |
|-----------|--------------|

### Application note

This product is a standard product of METZ CONNECT. METZ CONNECT is not aware of the specific intended use of the goods by the Customer or any customers of the Customer. The Customer guarantees that it has fully and sufficiently tested the use of the goods and any product modifications, product changes or product enhancements with regard to the specific intended use in accordance with the state of the art or in any other way. At METZ CONNECT's request, the Customer shall submit and make available meaningful evidence (e.g. test and laboratory protocols, certifications, etc.).



Data sheet

Page 4/5

**SP044xxVBNN ASP044**

P/N

**ASP044xx22****xx=number of poles**

2025/08/25

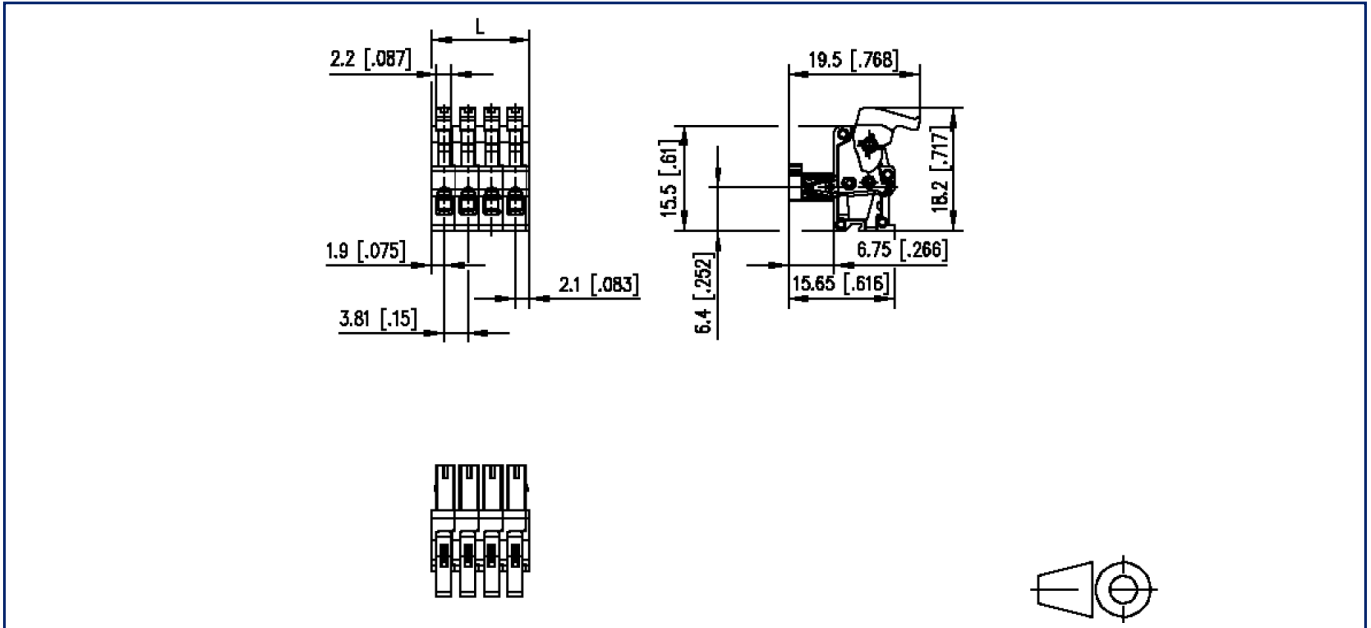
Version: V

**Counterpart**

| P/N    | Designation          |
|--------|----------------------|
| 311901 | PR044xxHBBN Type 190 |
| 311911 | PR044xxVBBN Type 191 |
| 313821 | PT094xxHBBN Type 382 |
| 313831 | PT094xxVBBN Type 383 |

### Illustrations

Dimensional drawing as an example



$$L = (\text{pole size} - 1) \times \text{centerline} + 4 \text{ mm } [0.157]$$