


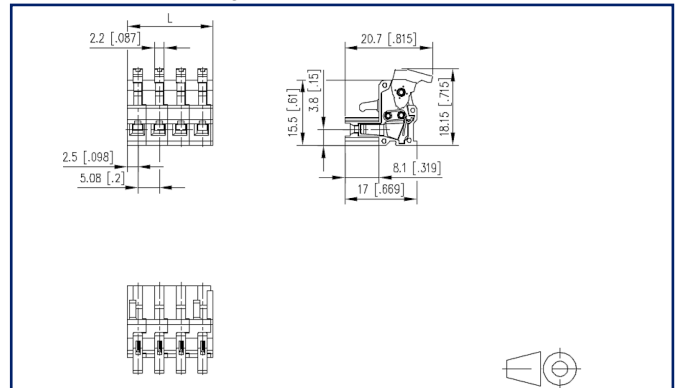
Data sheet

SP046xxVBNC ASP046

Illustrations



Dimensional drawing as an example



See enlarged drawings at the end of document

Product specification

- spring clamp terminal block, pluggable
- centerline 5.08 mm, direction of connection vertical 0°
- fittable without loss of poles
- color black
- eccentric lever, wire entry uncodeable side parallel to plug direction



Technical Data



General Data

min. number of poles	2		
max. number of poles	24		
Insulating material class	CTI 400		
clearance/creepage dist.	4 mm		
Protection category	IP20		
Insul. strip length	4 mm		
Rated current	10 A		
Overvoltage category	III	III	II
Pollution degree	3	2	2
Rated voltage	32 V	200 V	200 V
Rated test voltage	2.5 kV	2.5 kV	2.5 kV

Terminal data

rat.wiring solid AWGmax	0.08 mm ² - 1.5 mm ² / AWG 28 - AWG 16		
rat.wiring strand.AWGmax	0.08 mm ² - 1.5 mm ² / AWG 28 - AWG 16		

Approvals

 V / A / AWG	300 / 10 / 28 - 16		
approval UL - File No.	E121004		
 1 mm ²	250 V / 4 kV / 10 A		

Material

insulating material	PA46
flammability class	V0
spring material	Spring steel
contact material	CuSn
Contact surface	Sn
Glow-Wire Flammability GWFI	-
Glow-Wire Flammability GWIT	-

Climatic Data

upper limit temperature	105 °C
lower limit temperature	-40 °C

general

U | Contact

Data sheet

SP046xxVBNC ASP046

Page 3/6

P/N

ASP046xx22**xx=number of poles**

2024/12/06

Version: K

Technical Data

Tolerance	ISO 2768 -mH
-----------	--------------

Application note

This product is a standard product of METZ CONNECT. METZ CONNECT is not aware of the specific intended use of the goods by the Customer or any customers of the Customer. The Customer guarantees that it has fully and sufficiently tested the use of the goods and any product modifications, product changes or product enhancements with regard to the specific intended use in accordance with the state of the art or in any other way. At METZ CONNECT's request, the Customer shall submit and make available meaningful evidence (e.g. test and laboratory protocols, certifications, etc.).

U | Contact

Data sheet
SP046xxVBNC ASP046

Page 4/6

P/N
ASP046xx22
xx=number of poles
2024/12/06
Version: K

Accessories

P/N	Designation
700025-01-9	Coding star white with a group of 6 coding pins

© 2024 METZ CONNECT - Technische Änderungen vorbehalten! Subject to modifications! Sous réserve de modifications techniques!

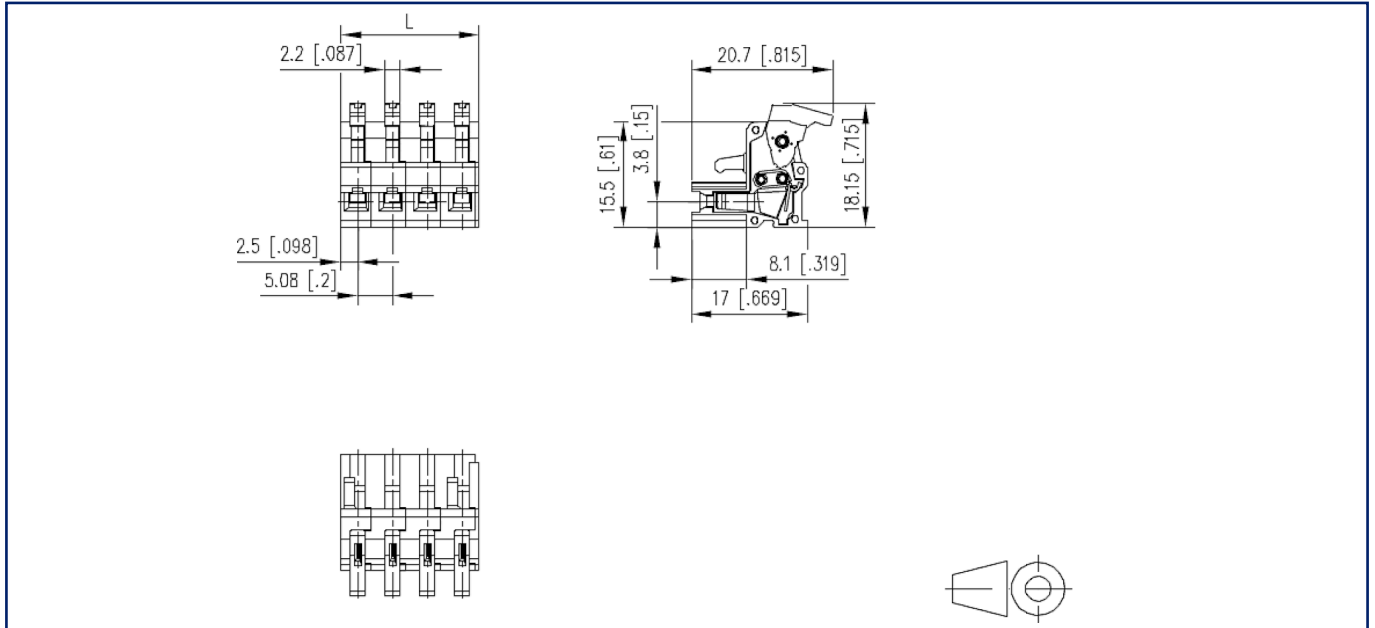


Counterpart

P/N	Designation
311781	PR066xxHBBN Type 178
311791	PR066xxVBBN Type 179
312191	PT116xxVBEC Type 219
312201	PT116xxVBBN Type 220
312291	PT116xxHBEC Type 229
312301	PT116xxHBBN Type 230
312861	PT166xxVGDN Type 286
312881	PT166xxHGDN Type 288
312901	PT106xxVGDN Type 290
312921	PT106xxHGDN Typ 292
314781	PR066xxHBEC Type 478
314791	PR066xxVBEC Type 479

Illustrations

Dimensional drawing as an example



$$L = (\text{pole size} - 1) \times \text{centerline} + 5 \text{ mm} [0.197]$$