

Data sheet


ST02102HDNN AST021

Page 1/5

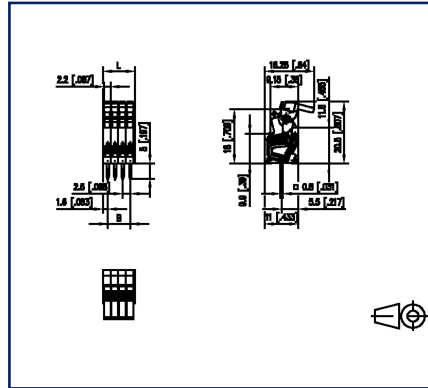
P/N
AST0210204

2025/08/25
Version: E

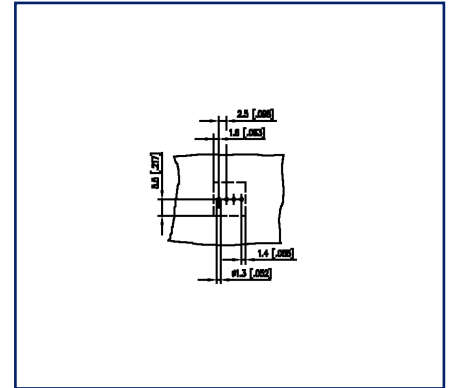
Illustrations



Dimensional drawing as an example



Drill pattern as an example



See enlarged drawings at the end of document

Product specification

- spring clamp terminal block, solderable
- centerline 2.50 mm, direction of connection 90°
- color gray
- eccentric lever

Technical Data



General Data

Solder pin length	5 mm		
pole size	2		
Insulating material class	CTI 600		
clearance/creepage dist.	1.7 mm		
Protection category	IP20		
Insul. strip length	6 mm		
Rated current	8 A		
Overvoltage category	III	III	II
Pollution degree	3	2	2
Rated voltage	10 V	200 V	200 V
Rated test voltage	2.5 kV	2.5 kV	2.5 kV

Terminal data

rat.wiring solid AWGmax	0.2 mm ² - 0.5 mm ² / AWG 28 - AWG 20		
rat.wiring strand.AWGmax	0.2 mm ² - 0.5 mm ² / AWG 28 - AWG 20		

Approvals

 V / A / AWG	150 / 8 / 28 - 20		
approval UL - File No.	E121004		
	130 V / 6 A / T60		

Material

insulating material	PA
flammability class	V0
spring material	Spring steel
contact material	CuSn
Contact surface	Ni + Sn
Glow-Wire Flammability GWFI	850 °C acc. to IEC 60695-2-12
Glow-Wire Flammability GWIT	775 °C acc. to IEC 60695-2-13

Climatic Data

upper limit temperature	105 °C
lower limit temperature	-40 °C

general

Data sheet
ST02102HDNN AST021

Page 3/5

P/N
AST02102042025/08/25
Version: E

Technical Data

Tolerance	ISO 2768 -mH
Solderability	Acc. to JEDEC JESD22-B102E 245°C/5s

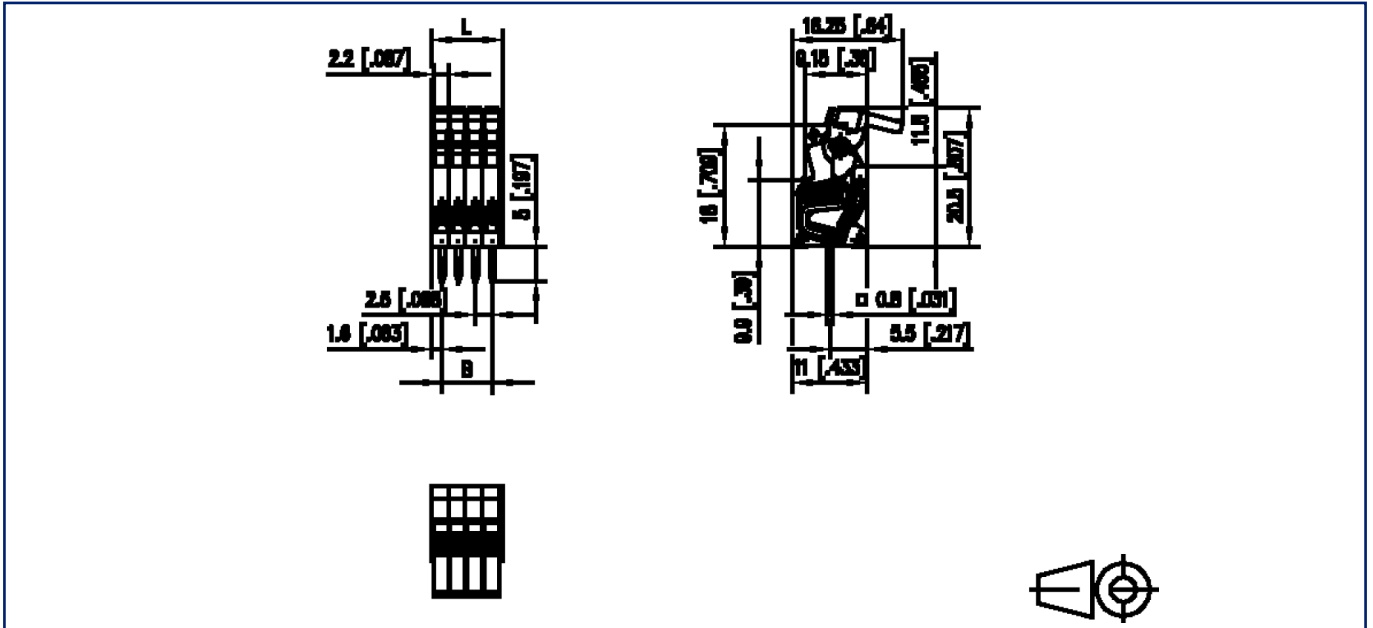
Application note

This product is a standard product of METZ CONNECT. METZ CONNECT is not aware of the specific intended use of the goods by the Customer or any customers of the Customer. The Customer guarantees that it has fully and sufficiently tested the use of the goods and any product modifications, product changes or product enhancements with regard to the specific intended use in accordance with the state of the art or in any other way. At METZ CONNECT's request, the Customer shall submit and make available meaningful evidence (e.g. test and laboratory protocols, certifications, etc.).



Illustrations

Dimensional drawing as an example



$L = (\text{pole size} - 1) \times \text{centerline} + 3 \text{ mm} [0.118]$

Data sheet
ST02102HDNN AST021

Page 5/5

P/N
AST0210204

2025/08/25
Version: E

Illustrations

Drill pattern as an example

