

Data sheet

ST024xxHDNC AST024


P/N
AST024xx04

xx=number of poles

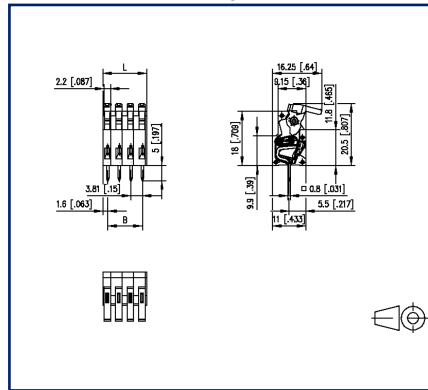
2024/05/23

Version: Z

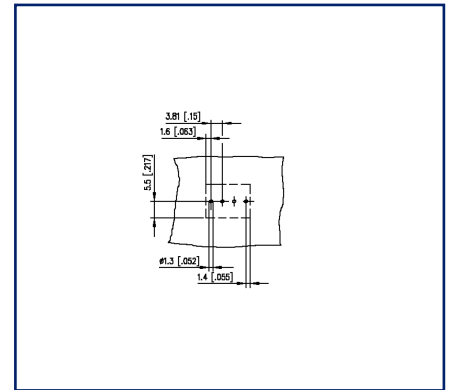
Illustrations



Dimensional drawing



Drill pattern



See enlarged drawings at the end of document

Product specification

- spring clamp terminal block, solderable
- centerline 3.81 mm, direction of connection 90°
- color gray
- eccentric lever

Technical Data



General Data

Solder pin length	5 mm		
min. number of poles	2		
max. number of poles	24		
Insulating material class	CTI 600		
clearance/creepage dist.	3 mm		
Protection category	IP20		
Min. insul. strip length	6 mm		
Rated current	6 A		
Overvoltage category	III	III	II
Pollution degree	2	2	2
Rated voltage	10 V	200 V	200 V
Rated test voltage	1.5 kV	1.5 kV	1.5 kV

Terminal data

rat.wiring solid AWGmax	0.2 mm ² - 0.5 mm ² / AWG 28 - AWG 20		
rat.wiring strand.AWGmax	0.2 mm ² - 0.5 mm ² / AWG 28 - AWG 20		

Approvals

 V / A / AWG	150 / 7 / 28 - 20		
approval UL - File No.	E121004		
 0.5 mm ²	250 V / 6 A / T60		

Material

insulating material	PA
flammability class	V0
spring material	Spring steel
contact material	CuSn
Contact surface	Ni + Sn
Glow-Wire Flammability GWFI	850 °C acc. to IEC 60695-2-12
Glow-Wire Flammability GWIT	775 °C acc. to IEC 60695-2-13

Climatic Data

upper limit temperature	105 °C
lower limit temperature	-40 °C

U | Contact

Data sheet
ST024xxHDNC AST024

Page 3/5

P/N
AST024xx04
xx=number of poles
2024/05/23
Version: Z

Technical Data

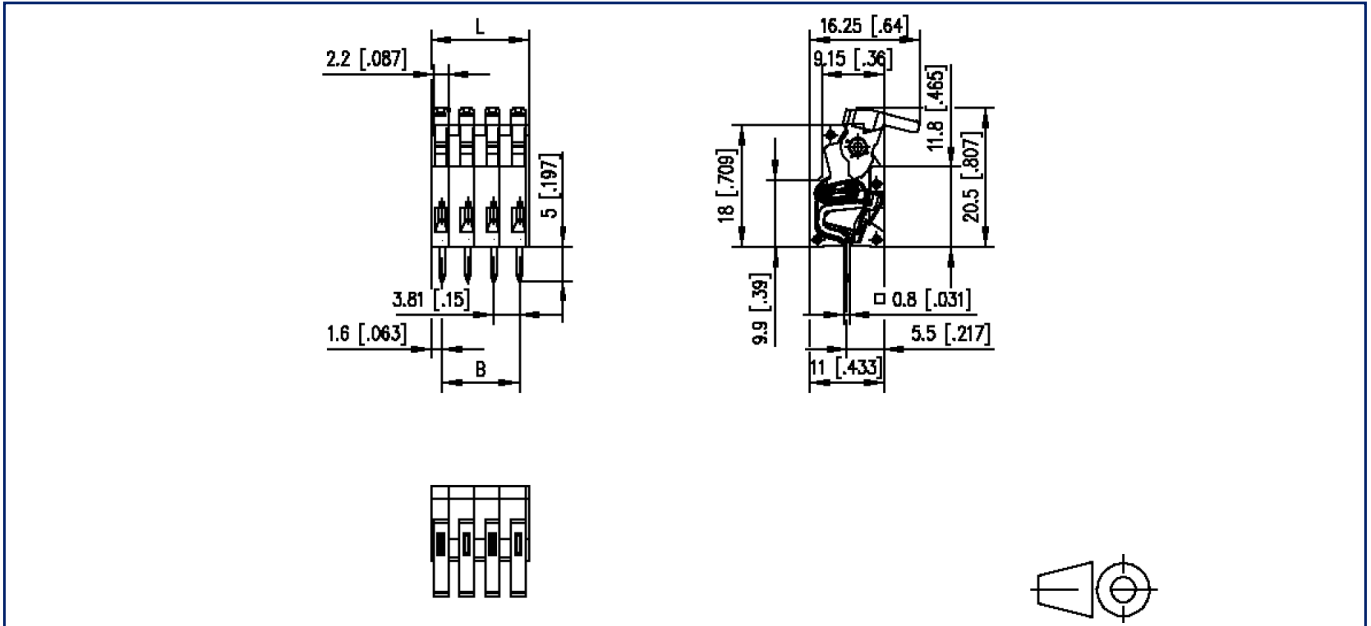
general

Tolerance	ISO 2768 -mH
Solderability	Acc. to JEDEC JESD22-B102E 245°C/5s



Illustrations

Dimensional drawing



$L = (\text{pole size} - 1) \times \text{centerline} + 3 \text{ mm} [0.118]$

Illustrations

Drill pattern

