

Data sheet


ST05506HBNC AST055

Page 1/5

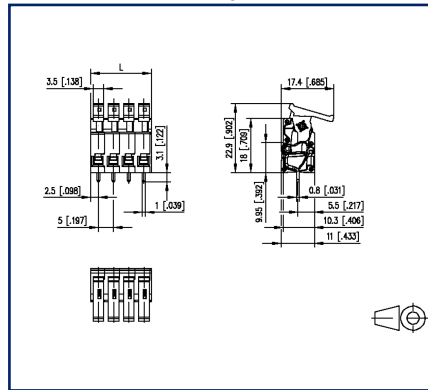
P/N
AST0550602

2026/05/05

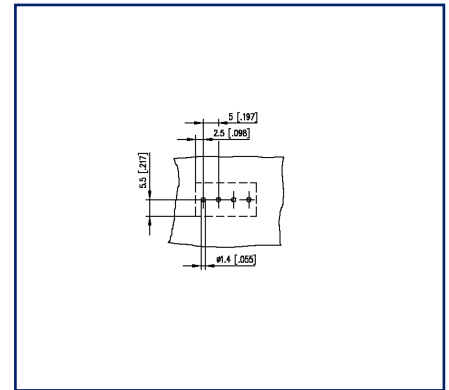
Illustrations



Dimensional drawing as an example



Drill pattern as an example



See enlarged drawings at the end of document

Product specification

- spring clamp terminal block, solderable
- centerline 5.00 mm, direction of connection 90°
- fittable without loss of poles
- color black
- eccentric lever

Technical Data



General Data

Solder pin length	3.1 mm		
pole size	6		
Insulating material class	CTI 600		
clearance/creepage dist.	4 mm		
Protection category	IP20		
Insul. strip length	6 mm		
Rated current	20 A		
Overvoltage category	III	III	II
Pollution degree	3	2	2
Rated voltage	160 V	400 V	400 V
Rated test voltage	4 kV	4 kV	4 kV

Terminal data

rat.wiring solid AWGmax	0.08 mm ² - 2.5 mm ² / AWG 28 - AWG 12		
rat.wiring strand.AWGmax	0.08 mm ² - 2.5 mm ² / AWG 28 - AWG 12		

Approvals

 V / A / AWG	300 / 12 / 28 - 12		
approval UL - File No.	E121004		
	160 V / 4 kV / 19 A		

Material

insulating material	PA
flammability class	V0
spring material	Spring steel
contact material	CuSn
Contact surface	Sn
Glow-Wire Flammability GWFI	850 °C acc. to IEC 60695-2-12
Glow-Wire Flammability GWIT	775 °C acc. to IEC 60695-2-13

Climatic Data

upper limit temperature	105 °C
lower limit temperature	-40 °C

general

Data sheet
ST05506HBNC AST055

Page 3/5

P/N
AST0550602

2026/05/05

Technical Data

Tolerance	ISO 2768 -mH
Solderability	Acc. to JEDEC JESD22-B102E 245°C/5s

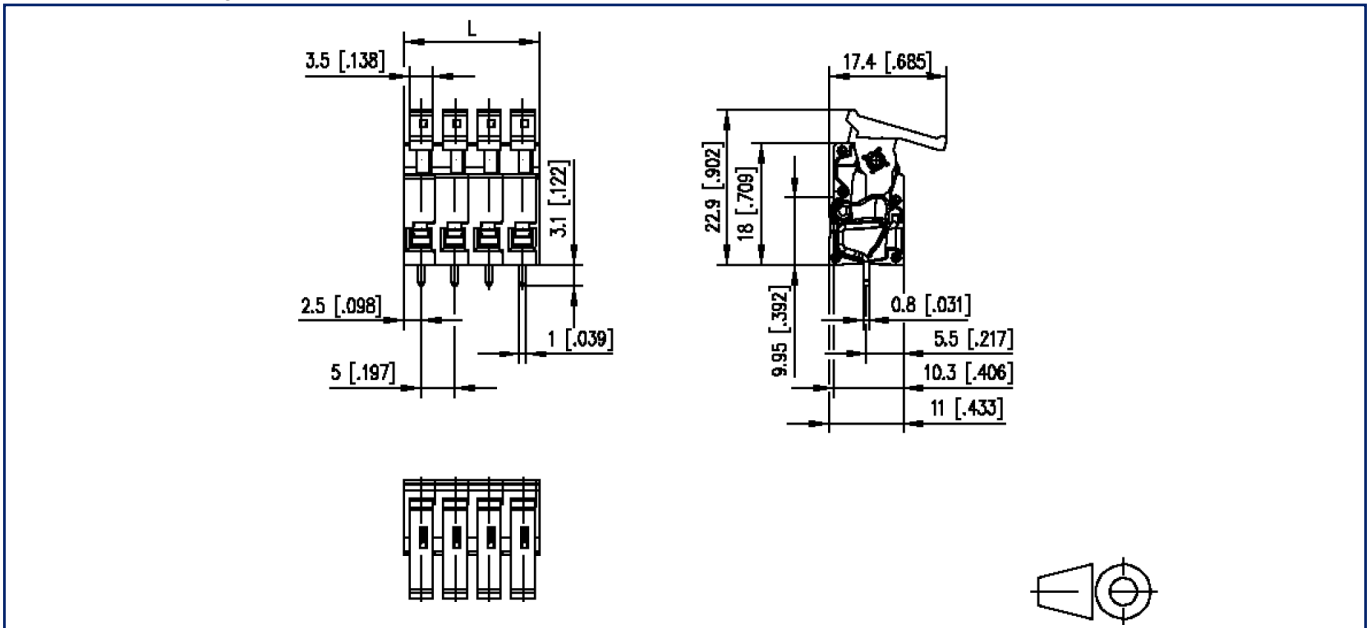
Application note

This product is a standard product of METZ CONNECT. METZ CONNECT is not aware of the specific intended use of the goods by the Customer or any customers of the Customer. The Customer guarantees that it has fully and sufficiently tested the use of the goods and any product modifications, product changes or product enhancements with regard to the specific intended use in accordance with the state of the art or in any other way. At METZ CONNECT's request, the Customer shall submit and make available meaningful evidence (e.g. test and laboratory protocols, certifications, etc.).



Illustrations

Dimensional drawing as an example



$L = (\text{pole size} - 1) \times \text{centerline} + 5 \text{ mm} [0.197]$

Illustrations

Drill pattern as an example

