
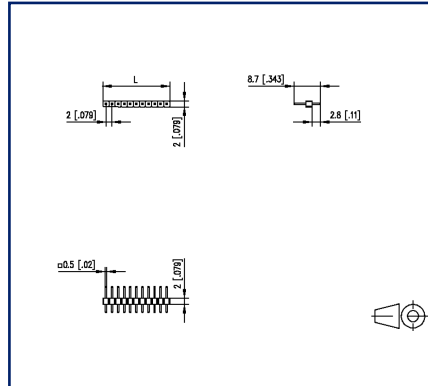


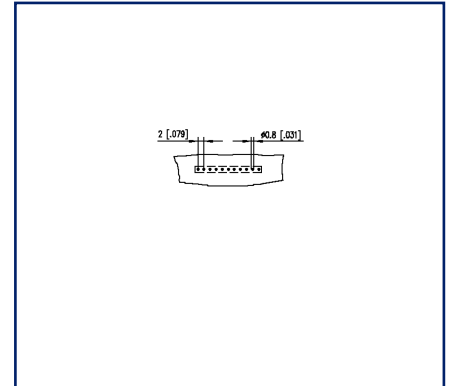
Illustrations



Dimensional drawing as an example



Drill pattern as an example



See enlarged drawings at the end of document

Product specification

- pin header, THR solderable
- centerline 2.00 mm, direction of connection vertical 0°
- color black
- Tape & Reel packaging possible
- single row

Technical Data**General Data**

| | |
|--------------------------|--------|
| min. number of poles | 2 |
| max. number of poles | 40 |
| clearance/creepage dist. | 1.5 mm |
| Protection category | IP00 |
| Rated current | 1 A |

Material

| | |
|-----------------------------|---------------|
| insulating material | PE-HT |
| contact pin material | CuZnPb |
| contact pin surface | Ni + Au Flash |
| Glow-Wire Flammability GWFI | - |
| Glow-Wire Flammability GWIT | - |

Climatic Data

| | |
|-------------------------|--------|
| upper limit temperature | 105 °C |
| lower limit temperature | -55 °C |

general

| | |
|---------------|--------------|
| Tolerance | ISO 2768 -mH |
| Solderability | reflowable |

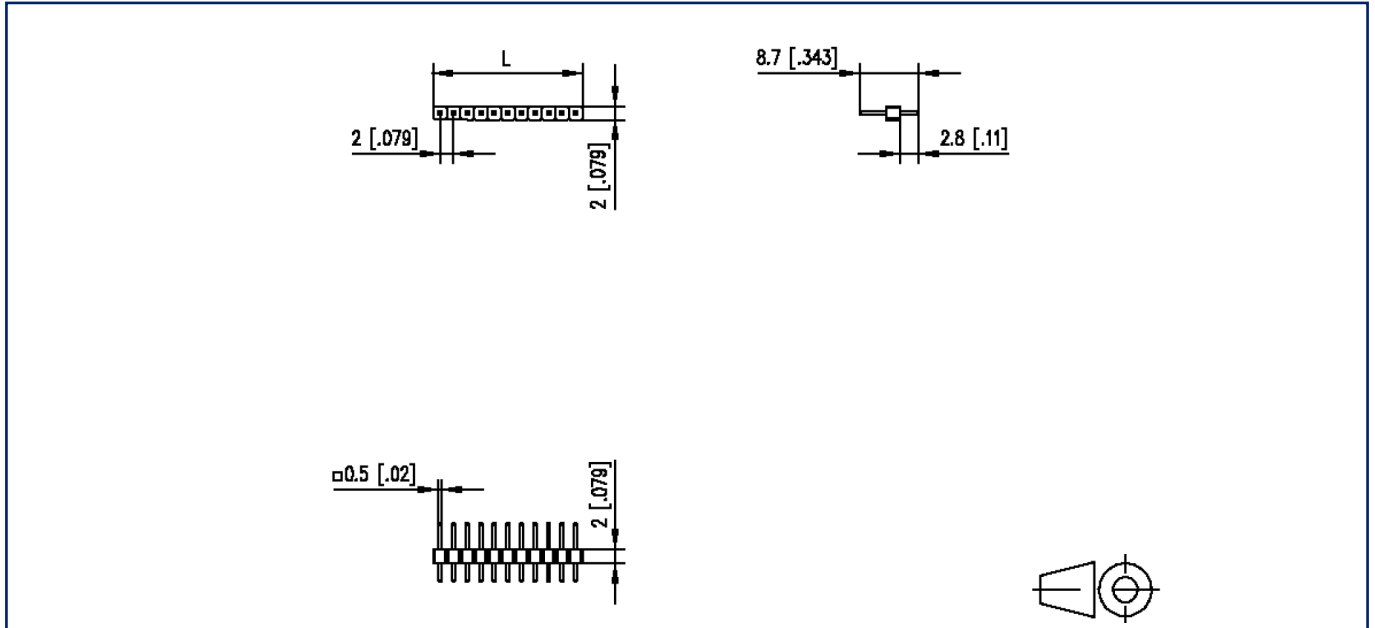
Application note

This product is a standard product of METZ CONNECT. METZ CONNECT is not aware of the specific intended use of the goods by the Customer or any customers of the Customer. The Customer guarantees that it has fully and sufficiently tested the use of the goods and any product modifications, product changes or product enhancements with regard to the specific intended use in accordance with the state of the art or in any other way. At METZ CONNECT's request, the Customer shall submit and make available meaningful evidence (e.g. test and laboratory protocols, certifications, etc.).



Illustrations

Dimensional drawing as an example



$L = (\text{pole size} - 1) \times \text{centerline} + 2 \text{ mm [}.079]$

U | Contact

Data sheet
PR20CxxVBNN

Page 4/4

P/N
PR20CXXVBNN
xx=number of poles
2024/12/10
Version: B

Illustrations

Drill pattern as an example

