

Data sheet

PR20CxxVBNN

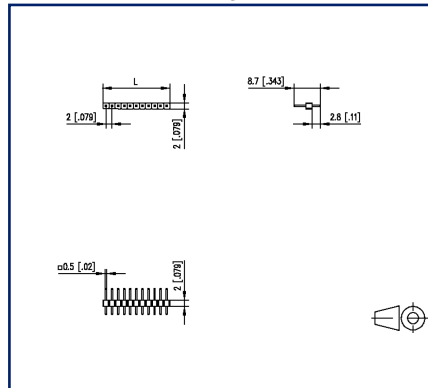
Page 1/4

P/N
PR20CXXVBNN
xx=number of poles
2026/07/01

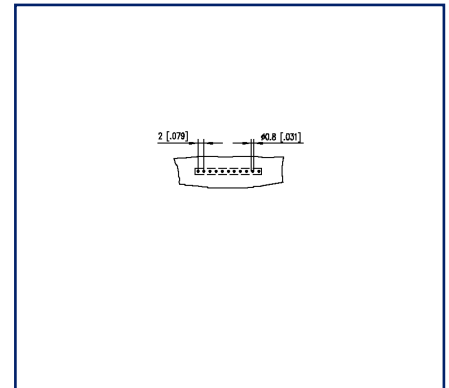
Illustrations



Dimensional drawing as an example



Drill pattern as an example



See enlarged drawings at the end of document

Product specification

- pin header, THR solderable
- centerline 2.00 mm, direction of connection vertical 0°
- color black
- Tape & Reel packaging possible
- single row



Data sheet
PR20CxxVBNN

Page 2/4

P/N
PR20CXXVBNN
xx=number of poles
2026/07/01**Technical Data****General Data**

min. number of poles	2
max. number of poles	40
clearance/creepage dist.	1.5 mm
Protection category	IP00
Rated current	1 A

Material

insulating material	PA
contact pin material	CuZn
contact pin surface	Ni + Au Flash
Glow-Wire Flammability GWFI	-
Glow-Wire Flammability GWIT	-

Climatic Data

upper limit temperature	105 °C
lower limit temperature	-55 °C

general

Tolerance	ISO 2768 -mH
Solderability	reflowable

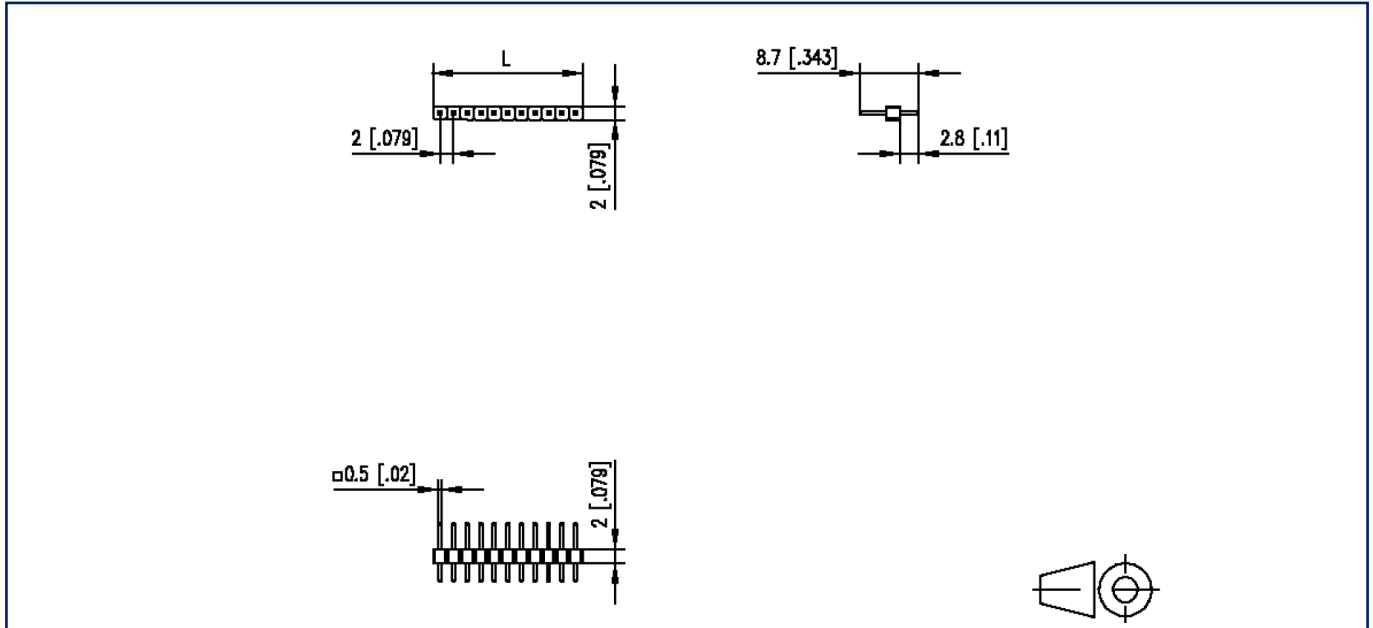
Application note

This product is a standard product of METZ CONNECT. METZ CONNECT is not aware of the specific intended use of the goods by the Customer or any customers of the Customer. The Customer guarantees that it has fully and sufficiently tested the use of the goods and any product modifications, product changes or product enhancements with regard to the specific intended use in accordance with the state of the art or in any other way. At METZ CONNECT's request, the Customer shall submit and make available meaningful evidence (e.g. test and laboratory protocols, certifications, etc.).



Illustrations

Dimensional drawing as an example



$L = (\text{pole size} - 1) \times \text{centerline} + 2 \text{ mm } [0.079]$

Illustrations

Drill pattern as an example

