
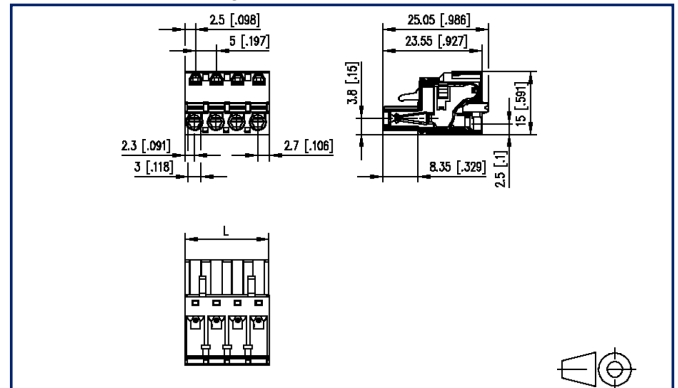


Illustrations



Dimensional drawing as an example



See enlarged drawings at the end of document

Product specification

- spring clamp terminal block, pluggable
- centerline 5.00 mm, direction of connection vertical 0°
- fittable without loss of poles
- color black
- push-button, wire entry uncodeable side parallel to plug direction

Technical Data



General Data

min. number of poles	2		
max. number of poles	24		
Insulating material class	CTI 600		
clearance/creepage dist.	3.5 mm		
Protection category	IP20		
Insul. strip length	10 mm		
Rated current	12 A		
Overvoltage category	III	III	II
Pollution degree	3	2	2
Rated voltage	250 V	630 V	630 V
Rated test voltage	4 kV	4 kV	4 kV

Terminal data

rat.wiring solid AWGmax	0.08 mm ² - 2.5 mm ² / AWG 28 - AWG 12		
rat.wiring strand.AWGmax	0.08 mm ² - 2.5 mm ² / AWG 28 - AWG 12		

Approvals

 V / A / AWG	300 / 12 / 28 - 12		
approval UL - File No.	E121004		
 2.5 mm ²	250 V / 4 kV / 12 A		

Material

insulating material	PA66
flammability class	V0
spring material	Spring steel
contact material	CuSn
Contact surface	Sn
Glow-Wire Flammability GWFI	960 °C acc. to IEC 60695-2-12
Glow-Wire Flammability GWIT	775 °C acc. to IEC 60695-2-13

Climatic Data

upper limit temperature	105 °C
lower limit temperature	-40 °C

general

U | Contact

Data sheet
SP065xxVBNC

Page 3/6

P/N
SP065XXVBNC
xx=number of poles
2024/12/09
Version: Q

Technical Data

Tolerance ISO 2768 -mH

Application note

This product is a standard product of METZ CONNECT. METZ CONNECT is not aware of the specific intended use of the goods by the Customer or any customers of the Customer. The Customer guarantees that it has fully and sufficiently tested the use of the goods and any product modifications, product changes or product enhancements with regard to the specific intended use in accordance with the state of the art or in any other way. At METZ CONNECT's request, the Customer shall submit and make available meaningful evidence (e.g. test and laboratory protocols, certifications, etc.).



U | Contact

Data sheet
SP065xxVBNC

Page 4/6

P/N
SP065XXVBNC
xx=number of poles
2024/12/09
Version: Q

Accessories

P/N	Designation
700025-01-5	Kodierstern blau mit 6 Kodierstiften F_Kodier_blp
700025-01-9	Coding star white with a group of 6 coding pins
840020-02	Drahtbrücke 0.8 RM 5.0 Drahtbrücke 0.8 RM 5.0

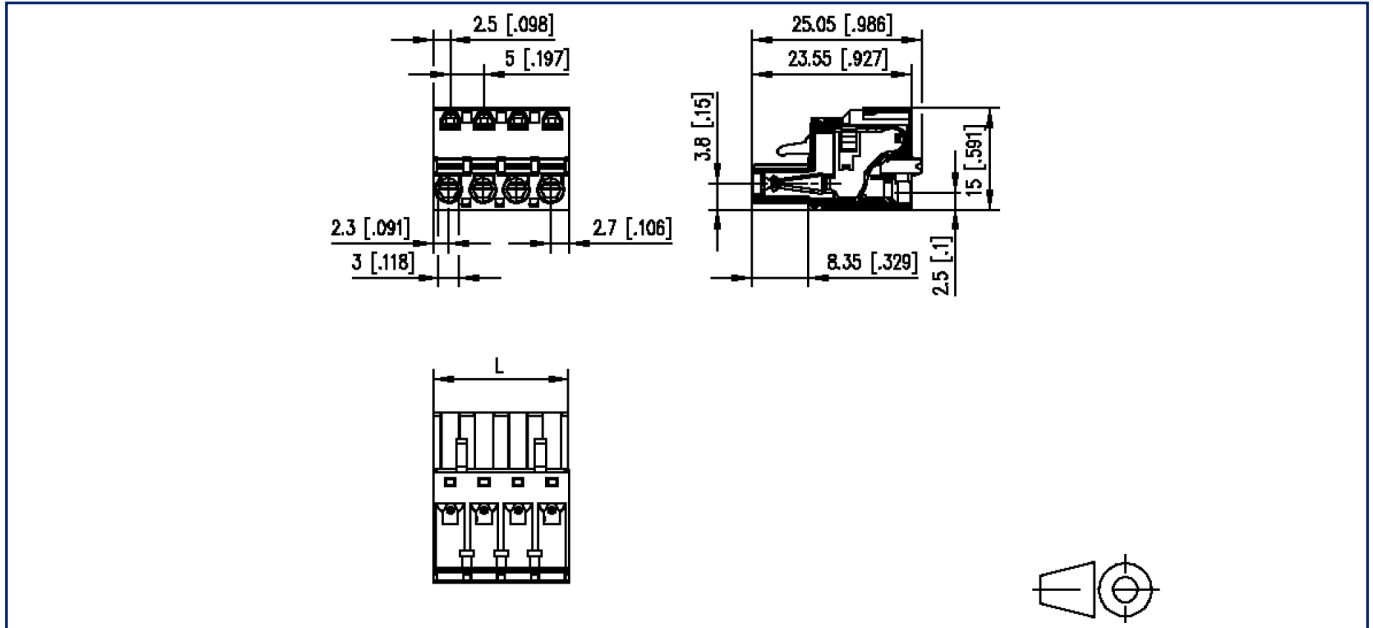


Counterpart

P/N	Designation
311761	PR065xxHBBN Type 176
311771	PR065xxVBBN Type 177
312701	PT175xxVGDN Type 270
312741	PT165xxVGDN Type 274
312761	PT165xxHGDN Type 276
312781	PT105xxVGDN Type 278
312801	PT105xxHGDN Type 280
313201	PT115xxVBBN Type 320
313291	PT115xxHBEC Type 329
313301	PT115xxHBBN Type 330
313371	PR075xxHBEL Type 337
313381	PR075xxHBER Type 338
314761	PR065xxHBEC Type 476
314771	PR065xxVBEC Type 477

Illustrations

Dimensional drawing as an example



$L = (\text{pole size} - 1) \times \text{centerline} + 5 \text{ mm } [0.197]$