

# Data sheet

SR99S01VBNN02G7 yellow

Page 1/7

P/N  
SR99S01VBNN02G7

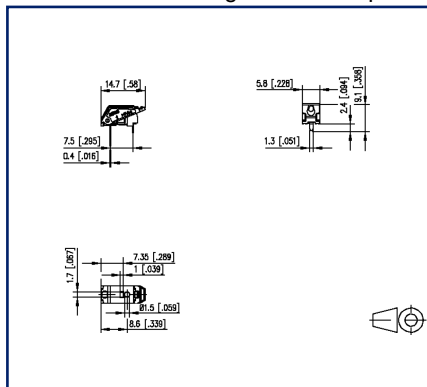
2025/08/27

Version: AM

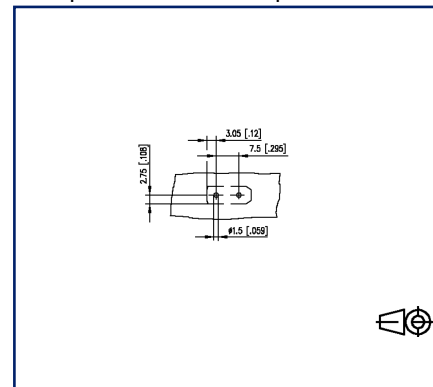
## Illustrations



Dimensional drawing as an example



Drill pattern as an example



See enlarged drawings at the end of document

## Product specification

- ethernet-capable spring clamp terminal block, THR solderable, double solder pins
- direction of connection 90°
- fittable without loss of poles
- color yellow
- Tape & Reel packaging possible
- finger push-button
- test point and wire connection indicator
- Variants: black, creme white, yellow, green, red, blue, orange, gray, brown, white



# Data sheet

## SR99S01VBNN02G7 yellow

Page 2/7

P/N  
SR99S01VBNN02G7

2025/08/27

Version: AM

### Technical Data



#### General Data

Solder pin length	2.4 mm
pole size	1
Insulating material class	CTI 600
Protection category	IP20
Insul. strip length	7 mm
Rated current	9 A

#### Terminal data

rat.wiring solid AWGmax	0.2 mm <sup>2</sup> - 1.5 mm <sup>2</sup> / AWG 24 - AWG 16
rat.wiring strand.AWGmax	0.2 mm <sup>2</sup> - 1.5 mm <sup>2</sup> / AWG 24 - AWG 16

#### Approvals

 V / A / AWG	300 / 9 / 24 - 16
approval UL - File No.	E121004
	9 A / T60

#### Transmission characteristics

2-pole   Data transmission according to IEEE 802.3cg	10 Mbit/s up to 1.000 m STP
2-pole   Data transmission according to IEEE 802.3bp	1Gbit/s up to 15 m UTP 1Gbit/s up to 40 m STP
4-pole   Data transmission according to IEEE 802.3i/u/y	10/100 MBit/s up to 100 m
8-pole   Data transmission according to IEEE 802.3ab	1 GBit/s up to 100 m
8-pole   Data transmission according to IEEE 802.3an	10 GBit/s up to 100 m
2-pole   Power transmission	PoDL, IEEE 802.3bu 60 W
4-pole   Power transmission	PoE, IEEE 802.3af, 15,4 W PoE+, IEEE 802.3at, 30 W
8-pole   Power transmission	PoE, IEEE 802.3af, 15,4 W PoE+, IEEE 802.3at, 30 W 4PPoE, IEEE802.3bt, 90 W

#### Material

insulating material	PPA
flammability class	V0
spring material	Spring steel

Data sheet

Page 3/7

SR99S01VBNN02G7 yellow

P/N  
SR99S01VBNN02G7

2025/08/27

Version: AM

## Technical Data

contact material	CuSn
Contact surface	Sn
Glow-Wire Flammability GWFI	850 °C acc. to IEC 60695-2-12
Glow-Wire Flammability GWIT	775 °C acc. to IEC 60695-2-13

## Climatic Data

upper limit temperature	105 °C
lower limit temperature	-40 °C

## general

Tolerance	ISO 2768 -mH
Solderability	reflowable
Note PCB compensation	The PCB compensation is necessary to achieve the specified data transmission specifications

## Application note

This product is a standard product of METZ CONNECT. METZ CONNECT is not aware of the specific intended use of the goods by the Customer or any customers of the Customer. The Customer guarantees that it has fully and sufficiently tested the use of the goods and any product modifications, product changes or product enhancements with regard to the specific intended use in accordance with the state of the art or in any other way. At METZ CONNECT's request, the Customer shall submit and make available meaningful evidence (e.g. test and laboratory protocols, certifications, etc.).



Data sheet

Page 4/7

SR99S01VBNN02G7 yellow

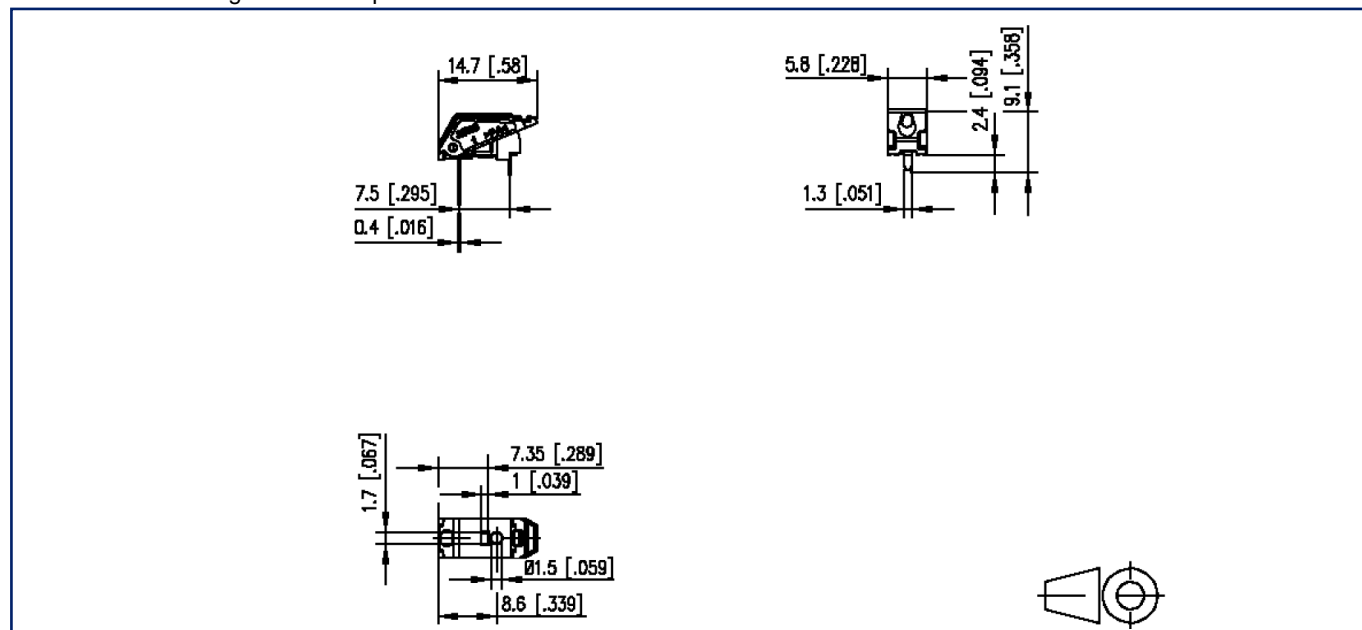
P/N  
SR99S01VBNN02G7

2025/08/27

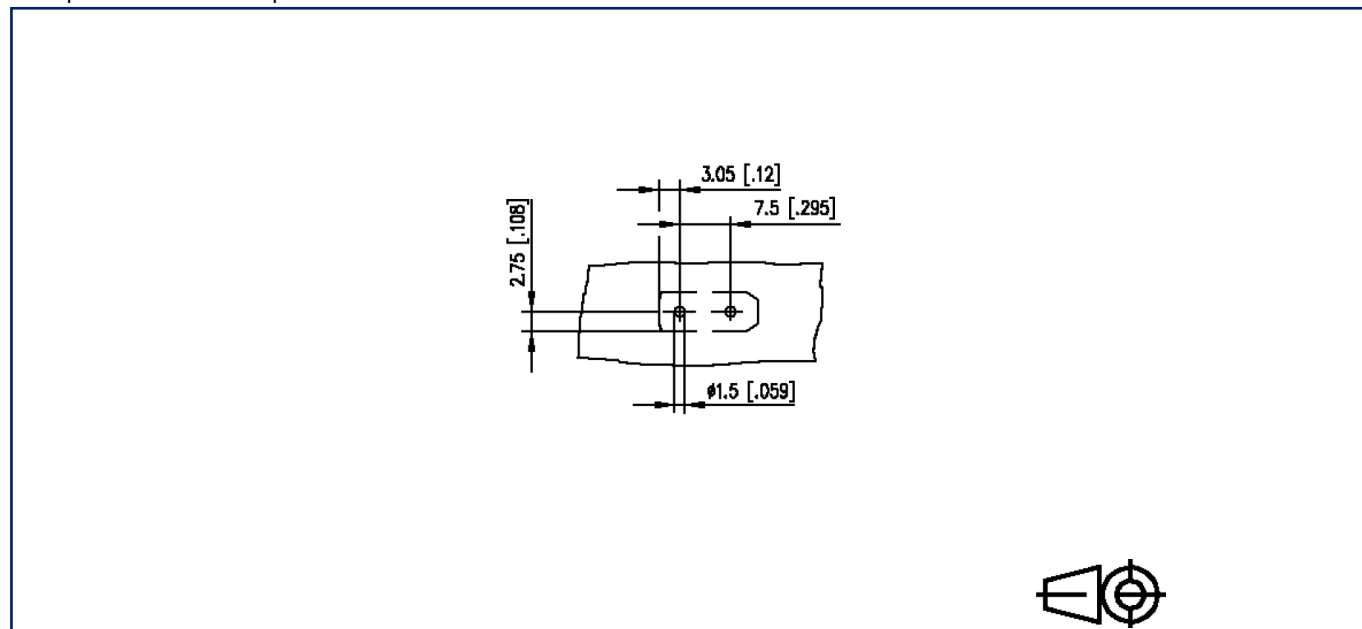
Version: AM

## Illustrations

Dimensional drawing as an example



Drill pattern as an example



# Data sheet SR99S01VBNN02G7 yellow

Page 5/7

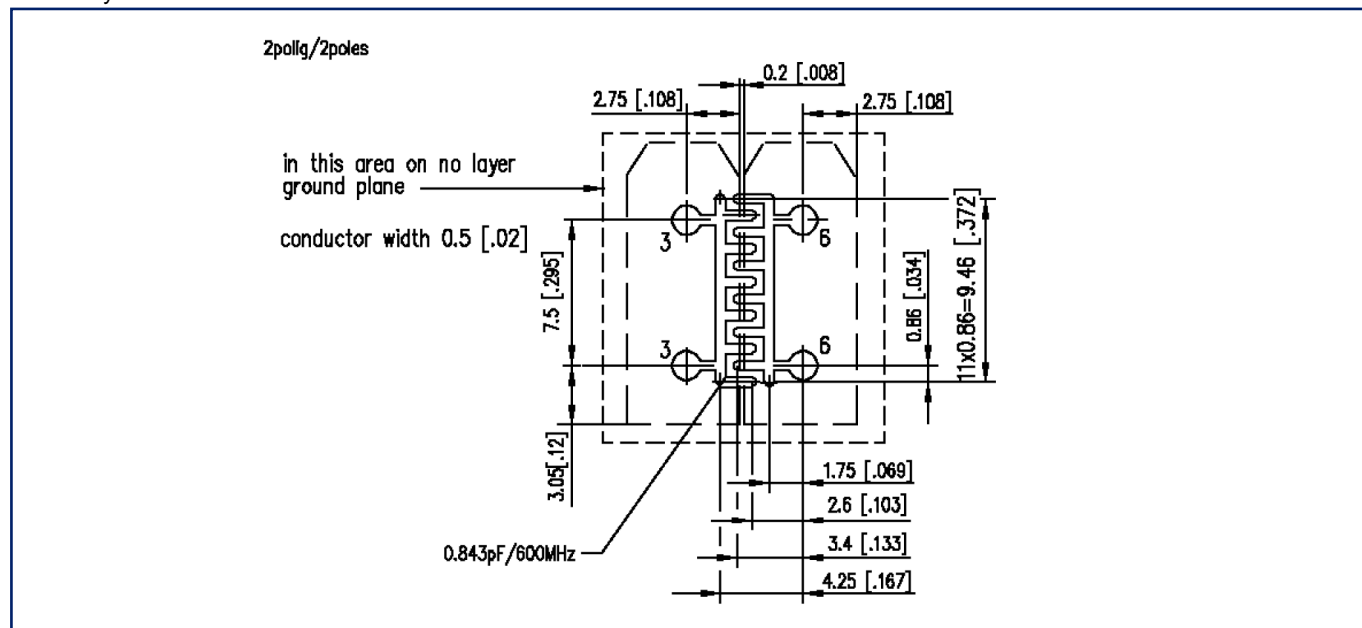
P/N  
SR99S01VBNN02G7

2025/08/27

Version: AM

## Illustrations

### PCB-Layout



### General PCB specifications

- PCB with solder resist
- PCB thickness: 1.5 mm / 2-ply
- Material: FR4
- Dielectric constant: relative permittivity = 4.4
- Copper thickness: 40 µm



## Data sheet

### SR99S01VBNN02G7 yellow

Page 6/7

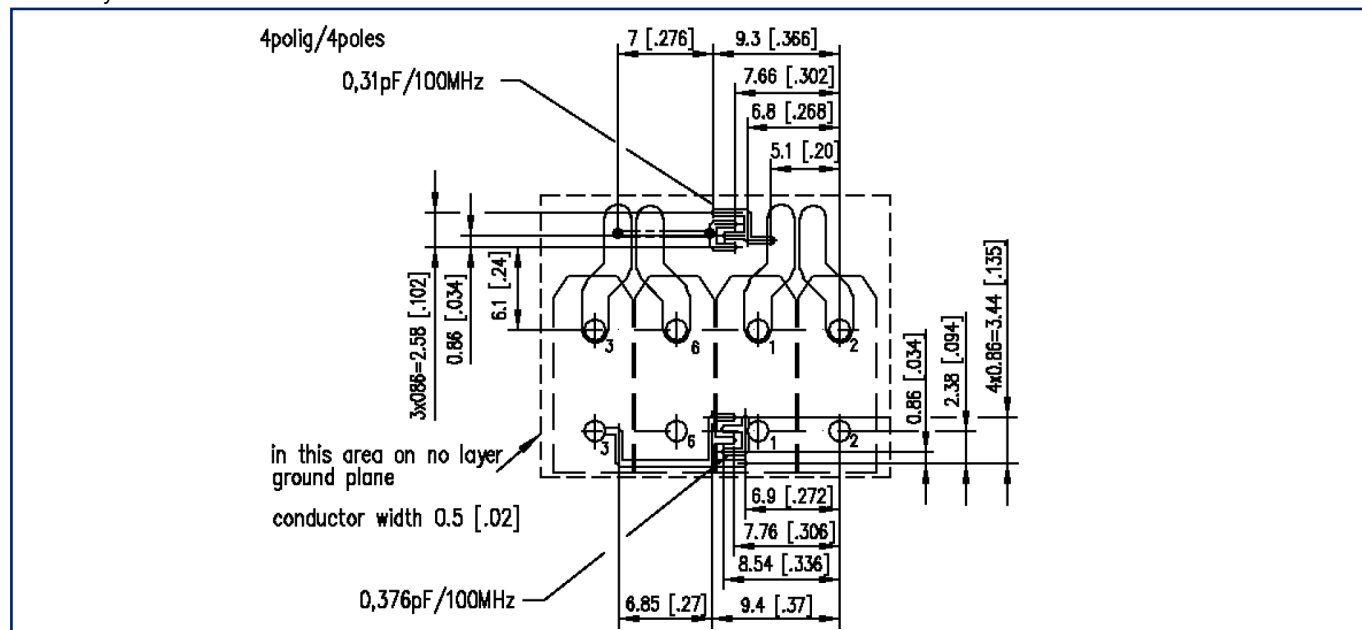
P/N  
SR99S01VBNN02G7

2025/08/27

Version: AM

## Illustrations

### PCB-Layout



### General PCB specifications

- PCB with solder resist
- PCB thickness: 1.5 mm / 2-ply
- Material: FR4
- Dielectric constant: relative permittivity = 4.4
- Copper thickness: 40 µm



## Data sheet

### SR99S01VBNN02G7 yellow

Page 7/7

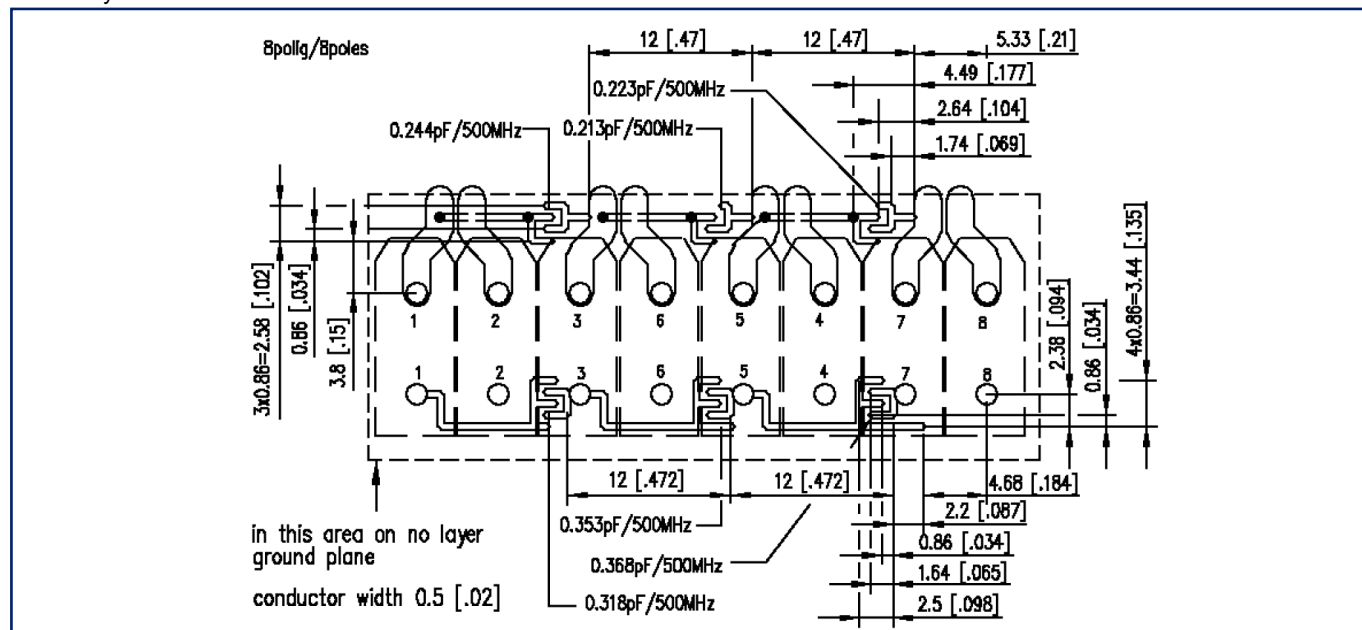
P/N  
SR99S01VBNN02G7

2025/08/27

Version: AM

## Illustrations

### PCB-Layout



### General PCB specifications

- PCB with solder resist
- PCB thickness: 1.5 mm / 2-ply
- Material: FR4
- Dielectric constant: relative permittivity = 4.4
- Copper thickness: 40  $\mu$ m

