Data sheet
SR99S01VBNN04G7 red

P/N
SR99S01VBNN04G7

2026/11/23
Version: AO

Illustrations



Dimensional drawing as an example



Dimensional drawing as an example



See enlarged drawings at the end of document

Product specification

- spring clamp terminal block, THR solderable, double solder pins
- direction of connection 90°
- fittable without loss of poles
- color red
- Tape & Reel packaging possible
- finger push-button
- test point and wire connection indicator
- Variants: black, creme white, yellow, green, red, blue, orange, gray, brown, white

© 2026 METZ CONNECT - Technische Änderungen vorbehalten! Subject to modifications! Sous réserve de modifications techniques!

METZ CONNECT GmbH | Im Tal 2 | 78176 Blumberg | Germany
Phone +49 7702 533-0 | Fax +49 7702 533-433 | info@metz-connect.com

Technical Data

General Data	
Solder pin length	2.4 mm
pole size	1
Insulating material class	CTI 600
Protection category	IP20
Insul. strip length	7 mm
Rated current	9 A
Terminal data	
rat.wiring solid AWGmax	0.2 mm² - 1.5 mm² / AWG 24 - AWG 16
rat.wiring strand.AWGmax	0.2 mm² - 1.5 mm² / AWG 24 - AWG 16
Approvals	
V / A / AWG	300 / 9 / 24 - 16
approval UL - File No.	E121004
	9 A / T60
Transmission characteristics	
2-pole | Data transmission according to IEEE 802.3cg	10 Mbit/s up to 1.000 m STP
2-pole | Data transmission according to IEEE 802.3bp	1GBit/s up to 15 m UTP 1GBit/s up to 40 m STP
4-pole | Data transmission according to IEEE 802.3i/u/y	10/100 MBit/s up to 100 m
8-pole | Data transmission according to IEEE 802.3ab	1 GBit/s up to 100 m
8-pole | Data transmission according to IEEE 802.3an	10 GBit/s up to 100 m
2-pole | Power transmission	PoDL, IEEE 802.3bu 60 W
4-pole | Power transmission	PoE, IEEE 802.3af, 15,4 W PoE+, IEEE 802.3at, 30 W
8-pole | Power transmission	PoE, IEEE 802.3af, 15,4 W PoE+, IEEE 802.3at, 30 W 4PPoE, IEEE802.3bt, 90 W
Material	
insulating material	PPA
flammability class	V0
spring material	Spring steel

© 2026 METZ CONNECT - Technische Änderungen vorbehalten! Subject to modifications! Sous réserve de modifications techniques!

Technical Data

contact material	CuSn
Contact surface	Sn
Glow-Wire Flammability GWFI	850 °C acc. to IEC 60695-2-12
Glow-Wire Flammability GWIT	775 °C acc. to IEC 60695-2-13
Climatic Data	
upper limit temperature	105 °C
lower limit temperature	-40 °C
general	
Tolerance	ISO 2768 -mH
Solderability	reflowable

Application note

This product is a standard product of METZ CONNECT. METZ CONNECT is not aware of the specific intended use of the goods by the Customer or any customers of the Customer. The Customer guarantees that it has fully and sufficiently tested the use of the goods and any product modifications, product changes or product enhancements with regard to the specific intended use in accordance with the state of the art or in any other way.

© 2026 METZ CONNECT - Technische Änderungen vorbehalten! Subject to modifications! Sous réserve de modifications techniques!

Illustrations

Dimensional drawing as an example



Dimensional drawing as an example



© 2026 METZ CONNECT - Technische Änderungen vorbehalten! Subject to modifications! Sous réserve de modifications techniques!

Illustrations

Drill pattern as an example



© 2026 METZ CONNECT - Technische Änderungen vorbehalten! Subject to modifications! Sous réserve de modifications techniques!